

DECORATIVE SELECTIONS



2021


MARATHON
HARDWARE



MARATHON

H A R D W A R E

www.marathonhardware.com

800.840.1228

© 2021 Marathon Fasteners & Hardware Inc.
operating as Marathon Hardware.

We reserve all rights to this catalogue under copyright law.
Permission to duplicate in whole or part requires
our written consent.

Thank you to our customers and their photographers who have
generously provided us with rights to share images of their
projects featuring our decorative hardware. If you would like
to see your work featured in future editions, please contact our
marketing team: photos@marathonhardware.com

All dimensions are subject to technical alterations.
Errors and omissions excepted.
Product photos are subject to colour variations.

Mississauga (Head Office)

1 - 4120B Sladeview Cres.
Mississauga, ON L5L 5Z3
Tel: 905-607-8665
Fax: 905-607-8668

Barrie

3 - 230 Bayview Dr.
Barrie, ON L4N 4Y8
Tel: 705-792-4416
Fax: 705-792-5041

Calgary

40 - 5251 48th Ave. SE
Calgary, AB T2B 3S2
Tel: 403-291-2231
Fax: 403-291-2731

Edmonton

14535 - 121A Ave.
Edmonton, AB T5L 2T2
Tel: 780-443-8092
Fax: 780-443-4035

Surrey

10323 Grace Rd,
Surrey, BC V3V 3V7
Tel: 604-597-0175
Fax: 604-597-0174

Kelowna

100 - 2350 Acland Rd.
Kelowna, BC V1X 6N6
Tel: 250-765-8160
Fax: 250-765-8123



Laguna Gola

6-13



Eureka Laguna is a European inspired aluminum Gola profile designed for contemporary kitchens.

Designer

14-37



Our Designer selection incorporates cutting edge European design, original combinations of materials, and on-trend finishes.

Contemporary

38-91



Our Contemporary offering includes a wide range of distinctive designs that embody sleek, flowing lines and on-trend finishes, perfect for pairing with other fixtures.

Transitional

92-117



Transitional style bridges the gap between the Contemporary and Classic, with our selection offering unique detailing and design features.

Classic

118-147



Our Classic collection includes a variety of best-selling, traditional designs that have stood the test of time and offer long lasting value to your projects.

Accessories

148-153

Product Index

154

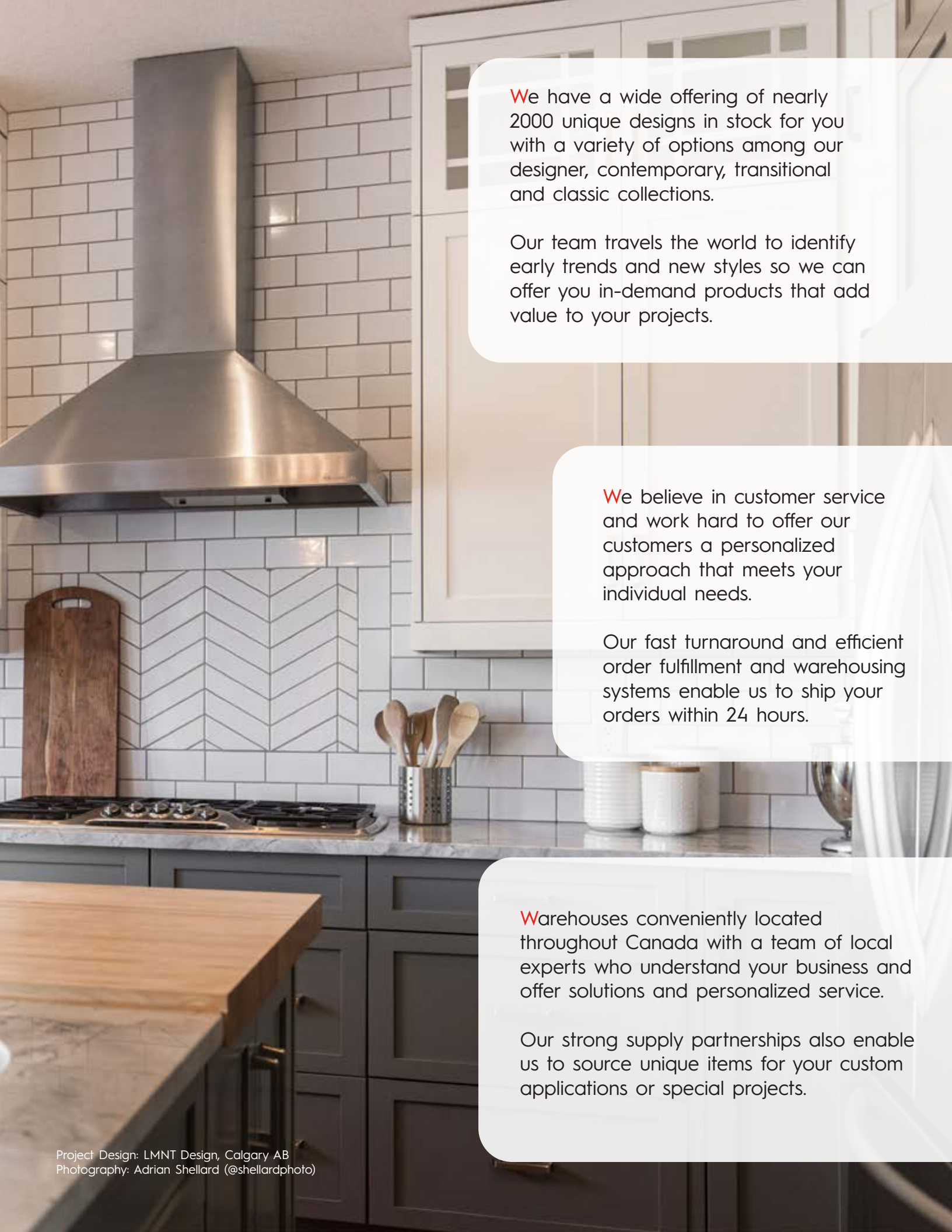
You've Come to the Right Place!

You are constantly on the go and require efficient ways to catalogue and access ideas and inspirations to present to your clients. We understand your needs and are here to provide you with the right tools to aid in your on-going efforts to create beautiful, new designs.

Our new decorative hardware catalogue, available in both print and digital formats, is up to date with the latest trends and includes our star-studded selection of beautiful hardware. With this new selection, we offer you the latest designs, new trending finishes and textures, and an expansion of many of our popular models.

Our mission is to always offer a wide variety of decorative hardware designs and finishes that can fit any project, as well as a reliable support system that provides the service and information you need to be successful.

We thank you for choosing Marathon Hardware and look forward to doing business with you!



We have a wide offering of nearly 2000 unique designs in stock for you with a variety of options among our designer, contemporary, transitional and classic collections.

Our team travels the world to identify early trends and new styles so we can offer you in-demand products that add value to your projects.

We believe in customer service and work hard to offer our customers a personalized approach that meets your individual needs.

Our fast turnaround and efficient order fulfillment and warehousing systems enable us to ship your orders within 24 hours.

Warehouses conveniently located throughout Canada with a team of local experts who understand your business and offer solutions and personalized service.

Our strong supply partnerships also enable us to source unique items for your custom applications or special projects.

What to Consider When Choosing Decorative Hardware

Decorative Hardware ranges from the standard bar pull to specific designer handles that fit individual themes. As both the jewelry of the home and a functional item, it is critical to choose the right hardware for your design. Consider these three points when choosing hardware for each project.

Four Classifications of Decorative Hardware

To assist you in finding the right handles, pulls, or knobs for your design, we have divided our selection of decorative hardware into four unique categories. Depending on the style you are trying to achieve, we have the right product for you. Choose from Classic, Transitional, Contemporary, and Designer models.

Selecting the Right Finishes for Your Design

When choosing a hardware finish, the two most poignant questions to ask are: What colour are your cabinets and the rest of the room? and Do you want it to match or contrast with your colour scheme?

Among Marathon customers, the five most popular finishes are Brushed Nickel, Oil Rubbed Bronze, Polished Chrome, Matte Black, and Brushed Brass/Champagne. While these five finishes represent some of our top sellers, as a design professional, you have the opportunity to select the finish that fits your creative vision.


Measuring Handle Lengths

Size ranges of cabinet hardware are available to complement many different length and heights of drawer faces and cabinet doors. Handle and pull lengths will vary, but it's important to keep in mind the difference between centre-to-centre length and overall length.

Overall length will vary from handle to handle based on multiple factors including design, shape, and mounting hole placements. The overall length is important, as the aesthetic needs to work visually. While a handle's drilling points may fit the space, the overall length may be too much to comfortably fit the door or drawer face.

For installation purposes, the centre-to-centre measurement is extremely important. Centre-to-centre gives an exact measurement of how far apart the mounting holes are (measured from the centre of one hole to the centre of the other). These measurements are standardized, giving builders only a few possible lengths to work with, minimizing the amount of customization necessary and maximizing efficiency and consistency.





TREND DESIGN INNOVATE

Project Design: Accent Infills, Edmonton, AB
Photography: Ryan Ponto (@rkphoto)



EUREKA

Eureka Laguna is a cut-to-size aluminum Gola profile designed for European inspired, contemporary kitchens. Creating a designer friendly separation between cabinet doors, pantry doors, and drawer fronts, this integrated alternative to standard decorative handles and knobs offers you the chance to up-sell your customers and wow them with this impressive design trend.



L A G U N A

C-Shape Profile for Between Drawers, 3m Length

Finish	Part#
Stainless Steel Look	1683-AID-SS
Matte Black	1683-AID-MB
Anodized Matte	1683-AID-AN



This C-Shape Profile for Between Drawers is designed to sit horizontally between two drawer fronts, creating a visual separation between each layer. This overlapping channel provides for finger access above and below the drawer for easy opening.



L-Shape Profile for Under Countertops, 3m Length

Finish	Part#
Stainless Steel Look	1682-AUC-SS
Matte Black	1682-AUC-MB
Anodized Matte	1682-AUC-AN

This L-Shape Profile for Under Countertops rests between a countertop and the top drawers, create consistent spacing between each layer. This channel provides easy finger access above the drawer front for easy opening.



Inside Corner Joint, 90 Degree for L-Profiles

Finish	Part#
Stainless Steel Look	1682-AP4-SS
Matte Black	1682-AP4-MB
Anodized Matte	1682-AP4-AN

The Inside and Outside Corner Connectors join two horizontal L-Profiles under your countertop together to give a sleek connection at 90 degree corners. Using a snap together system, it's extremely easy to create a continuous look to your design.



Outside Corner Joint, 90 Degree for L-Profiles

Finish	Part#
Stainless Steel Look	1682-AP5-SS
Matte Black	1682-AP5-MB
Anodized Matte	1682-AP5-AN



Upper Cabinet Profile, Behind Door for 16mm, 3m Length	
Finish	Part#
Stainless Steel Look	1645-2APC-SS
Matte Black	1645-2APC-MB
Anodized Matte	1645-2APC-AN


The Profile for Upper Cabinets sits behind your cabinet door and fits easily on 16mm (5/8") panels with no need to cut a slot. The functional lip it provides acts as a hidden handle for upper cabinet doors.

The C-Shape and L-Shape Profiles for Vertical Doors, is specifically designed to create a vertical separation and integrated handle pull behind your cabinet door. With two profiles shapes for either Two Opening Doors or One Door with End Panel, you are covered for every design challenge.



Profile for Vertical Double Doors. 3m Length

Finish	
Stainless Steel Look	1684-AV2-SS
Matte Black	1684-AV2-MB
Anodized Matte	1684-AV2-AN



Profile for Vertical Door and End Panel. 3m Length

Finish	
Stainless Steel Look	1685-AV1-SS
Matte Black	1685-AV1-MB
Anodized Matte	1685-AV1-AN

DESIGN



Project Design: Accent Infills, Edmonton, AB
Photography: Ryan Ponto (@rkphoto)


ER

The Designer lineup incorporates cutting edge European design, original combinations of materials, and on-trend finishes. Sparking imagination and creativity, this innovative collection will become a starring attraction of your space by complementing every type of cabinet door, from the sophisticated modern to the stunningly intricate.

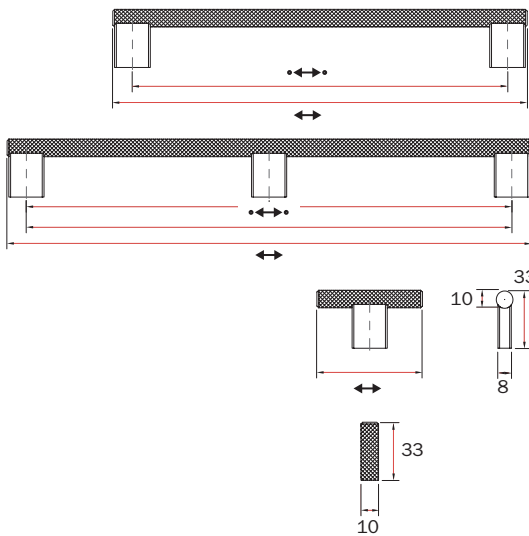


Graf Mini NEW

FINISHES



Part No.	↔↔↔	↔↔
Stainless Steel Look (L24)		
V0430010L24	-	10
C V0430060L24	-	60
V0430160L24	160	182
V0430256L24	256	278
V04301178L24	1178/589	1200
Brushed Dark Brass (L291)		
A V0430010L291	-	10
D V0430060L291	-	60
V0430160L291	160	182
F V0430256L291	256	278
V04301178L291	1178/589	1200
Brushed Black (L30)		
B V0430010L30	-	10
V0430060L30	-	60
V0430160L30	160	182
E V0430256L30	256	278
V04301178L30	1178/589	1200



FINISHES



A 8962-160-AG



B 8962-160-BDBK



C 8962-160-SBR

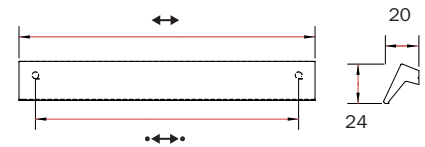


D 8962-160-BSS



E 8962-160-CGR

Part No.	↔↔↔	↔↔
Anthracite (AG)		
A 8962-160-AG	160	180
8962-320-AG	320	340
Brushed Matte Black (BDBK)		
B 8962-160-BDBK	160	180
8962-320-BDBK	320	340
Silver Bronze (SBR)		
C 8962-160-SBR	160	180
8962-320-SBR	320	340
Brushed Stainless Steel (BSS)		
D 8962-160-BSS	160	180
8962-320-BSS	320	340
Clay Grey (CGR)		
E 8962-160-CGR	160	180
8962-320-CGR	320	340



FINISHES

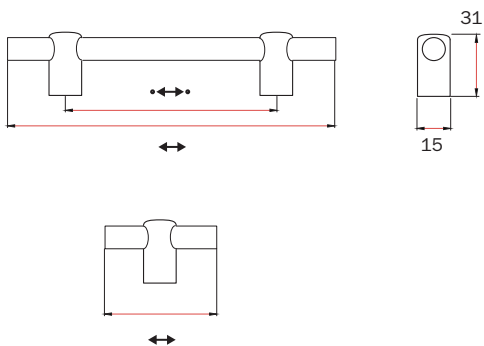


DBK NBR DBK NBR
-DBK -NBR

NBR-DBK : Brass Bar & Matte Black Feet

DBK-NBR : Matte Black Bar & Brass Feet

Part No.	↔↔↔	↔↔
Matte Black (DBK)		
8171-DBK	-	65
B 8171-160-DBK	160	210
8171-320-DBK	320	370
8171-640-DBK	640	690
Brass and Matte Black (NBR-DBK)		
8171-NBR-DBK	-	65
C 8171-160-NBR-DBK	160	210
8171-320-NBR-DBK	320	370
8171-640-NBR-DBK	640	690
Matte Black and Brass (DBK-NBR)		
A 8171-DBK-NBR	-	65
D 8171-160-DBK-NBR	160	210
8171-320-DBK-NBR	320	370
8171-640-DBK-NBR	640	690
Brass (NBR)		
8171-NBR	-	65
E 8171-160-NBR	160	210
8171-320-NBR	320	370
8171-640-NBR	640	690




8171-DBK-NBR **A**



8171-160-DBK **B**




8171-160-NBR-DBK **C**



8171-160-DBK-NBR **D**



8171-160-NBR **E**



FINISHES



DBK DBK NBR NBR
-NBR -DBK

NBR-DBK : Brass Bar & Matte Black Feet
DBK-NBR : Matte Black Bar & Brass Feet



A 8170-NBR-DBK



B 8170-160-DBK



C 8170-160-NBR-DBK

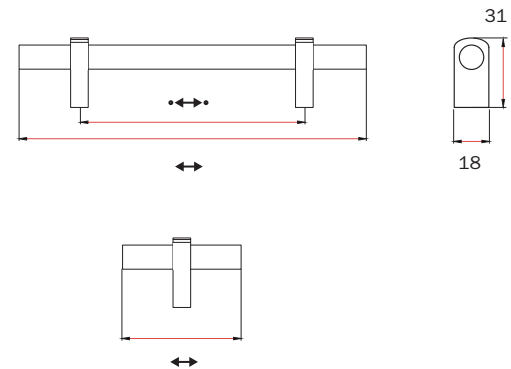


D 8170-160-DBK-NBR



E 8170-160-NBR

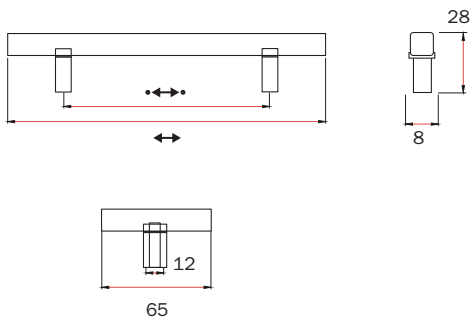
Part No.	↔↔↔	↔↔
Matte Black (DBK)		
8170-DBK	-	65
B 8170-160-DBK	160	210
8170-320-DBK	320	370
8170-640-DBK	640	690
Brass and Matte Black (NBR-DBK)		
A 8170-NBR-DBK	-	65
C 8170-160-NBR-DBK	160	210
8170-320-NBR-DBK	320	370
8170-640-NBR-DBK	640	690
Matte Black and Brass (DBK-NBR)		
8170-DBK-NBR	-	65
D 8170-160-DBK-NBR	160	210
8170-320-DBK-NBR	320	370
8170-640-DBK-NBR	640	690
Brass (NBR)		
8170-NBR	-	65
E 8170-160-NBR	160	210
8170-320-NBR	320	370
8170-640-NBR	640	690



FINISHES



Part No.	↔↔↔	↔↔
Matte Black (DBK)		
A 8175-DBK	12	65
B 8175-160-DBK	160	225
8175-320-DBK	320	370
Titanium Bronze (TBRZ)		
C 8175-TBRZ	12	65
D 8175-160-TBRZ	160	225
8175-320-TBRZ	320	370
Matte Gold (MGLD)		
E 8175-MGLD	12	65
F 8175-160-MGLD	160	225
8175-320-MGLD	320	370



8175-DBK **A**



8175-160-DBK **B**



8175-TBRZ **C**



8175-160-TBRZ **D**



8175-MGLD **E**



8175-160-MGLD **F**



FINISHES




DBK TBRZ MGLD CBRZ SIL



A 8175-CBRZ

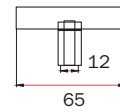
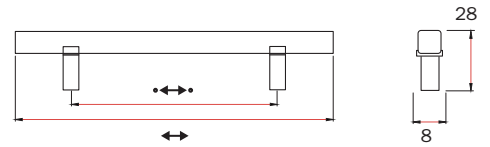
B 8175-160-CBRZ



C 8175-SIL

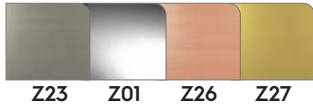
D 8175-160-SIL

Part No.	↔↔↔	↔↔
Copper Bronze (CBRZ)		
A 8175-CBRZ	12	65
B 8175-160-CBRZ	160	225
8175-320-CBRZ	320	370
Lacquer Silver (SIL)		
C 8175-SIL	12	65
D 8175-160-SIL	160	225
8175-320-SIL	320	370



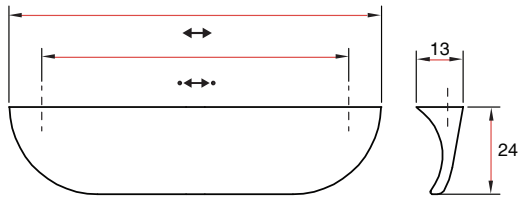
Nick

FINISHES



All Viefe are updated to their part numbers.
Formerly known as Marathon 8924 series.

Part No.	↔↔↔	↔↔
Brushed Nickel (Z23)		
A V0373032Z23	32	50
V0373160Z23	160	178
Polished Chrome (Z01)		
B V0373032Z01	32	50
V0373160Z01	160	178
Brushed Copper (Z26)		
C V0373032Z26	32	50
V0373160Z26	160	178
Brushed Brass (Z27)		
D V0373032Z27	32	50
E V0373160Z27	160	178



V0373032Z23 **A**



V0373032Z01 **B**



V0373032Z26 **C**




V0373032Z27 **D**



V0373160Z27 **E**



FINISHES



All Viefe have been updated to match their part numbers. Formerly known as Marathon 8950 series.



A V0370160Z23



B V0370160Z01

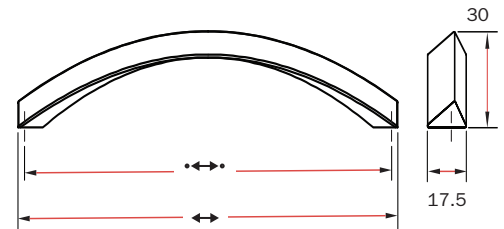


C V0370160Z26



D V0370160Z27

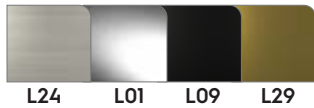
Part No.	↔↔↔	↔↔
Brushed Nickel (Z23)		
A V0370160Z23	160	166
V0370224Z23	224	231
Polished Chrome (Z01)		
B V0370160Z01	160	166
V0370224Z01	224	231
Brushed Copper (Z26)		
C V0370160Z26	160	166
V0370224Z26	224	231
Brushed Brass (Z27)		
D V0370160Z27	160	166
V0370224Z27	224	231



Sense Mini

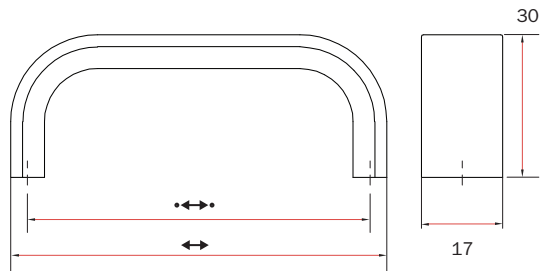


FINISHES



All Viefe have been updated to match their part numbers. Formerly known as Marathon 8951 series.

Part No.	↔↔↔	↔↔
Brushed Stainless Steel (L24)		
V0301096L24	96	103
A V0301160L24	160	167
V0301256L24	256	263
Polished Chrome (L01)		
V0301096L01	96	103
B V0301160L01	160	167
V0301256L01	256	263
Matte Black (L09)		
V0301096L09	96	103
C V0301160L09	160	167
V0301256L09	256	263
Dark Brass (L29)		
V0301096L29	96	103
D V0301160L29	160	167
V0301256L29	256	263



V0301160L24 **A**



V0301160L01 **B**




V0301160L09 **C**



V0301160L29 **D**



FINISHES



A V0206192Z23



B V0206192Z01



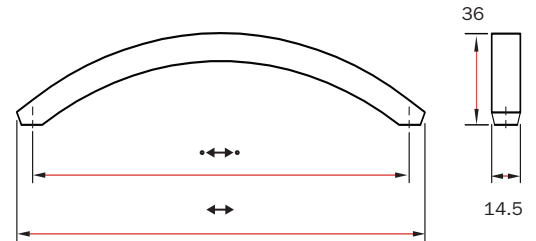
C V0206192Z26



D V0206192Z27

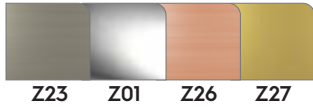
All Viefe have been updated to match their part numbers. Formerly known as Marathon 8952 series.

Part No.	↔↔↔	↔↔
Brushed Nickel (Z23)		
A V0206192Z23	192	209
V0206320Z23	320	339
Polished Chrome (Z01)		
B V0206192Z01	192	209
V0206320Z01	320	339
Brushed Copper (Z26)		
C V0206192Z26	192	209
V0206320Z26	320	339
Brushed Brass (Z27)		
D V0206192Z27	192	209
V0206320Z27	320	339



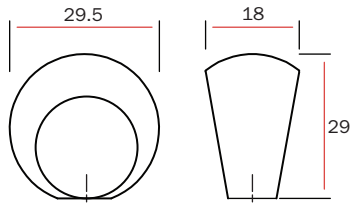
Ball

FINISHES



All Viefe are updated to their part numbers.
Formerly known as Marathon 8918 series.

Part No.	↔↔↔	↔↔
Brushed Nickel (Z23)		
A V0374029Z23	-	29.5
Polished Chrome (Z01)		
B V0374029Z01	-	29.5
Brushed Copper (Z26)		
C V0374029Z26	-	29.5
Brushed Brass (Z27)		
D V0374029Z27	-	29.5



V0374029Z23 **A**



V0374029Z01 **B**




V0374029Z26 **C**



V0374029Z27 **D**



FINISHES



All Viefe have been updated to match their part numbers. Formerly known as Marathon 8953 series.



A V0341128L27

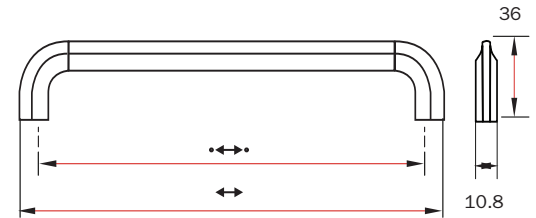


B V0341128L24



C V0341128L01

Part No.	↔↔↔	↔↔
Dark Brass (L27)		
A V0341128L27	128	146
V0341192L27	192	210
V0341320L27	320	338
Brushed Stainless Steel (L24)		
B V0341128L24	128	146
V0341192L24	192	210
V0341320L24	320	338
Polished Chrome (L01)		
C V0341128L01	128	146
V0341192L01	192	210
V0341320L01	320	338



Esquire



FINISHES



PNSS PNGM PNBRR G10ORB

Part No. ↔↔ ↔

Polished Nickel & Stainless Steel (PNSS)

A	A36556PNSS	-	67
B	A36558PNSS	128	151
	A36559PNSS	160	183
C	A36560PNSS	256	279
	A36561PNSS	320	343

Polished Nickel & Gunmetal (PNGM)

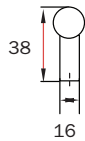
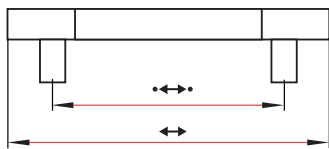
	A36556PNGM	-	67
D	A36558PNGM	128	151
	A36559PNGM	160	183
E	A36560PNGM	256	279
	A36561PNGM	320	343

Polished Nickel & Black Bronze (PNBRR)

	A36556PNBRR	-	67
	A36558PNBRR	128	151
	A36559PNBRR	160	183
	A36560PNBRR	256	279
	A36561PNBRR	320	343

Satin Nickel & Oil-Rubbed Bronze (G10ORB)

	A36556G10ORB	-	67
F	A36558G10ORB	128	151
	A36559G10ORB	160	183
G	A36560G10ORB	256	279
	A36561G10ORB	320	343



A36556PNSS **A**



A36558PNSS **B**



A36560PNSS **C**



A36558PNGM **D**



A36560PNGM **E**



A36558G10ORB **F**



A36560G10ORB **G**



FINISHES



A A36642G10

B A36643G10

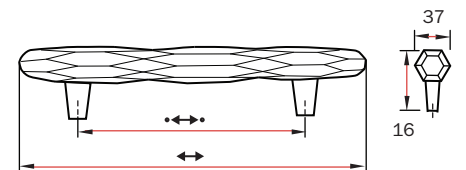
C A36643PN

D A36643BBR

E A36643ORB

F A36643BBZ

Part No.	↔↔↔	↔↔
Satin Nickel (G10)		
A A36642G10	-	64
B A36643G10	96	160
A36644G10	128	192
A36645G10	160	222
Polished Nickel (PN)		
A36642PN	-	64
C A36643PN	96	160
A36644PN	128	192
A36645PN	160	222
Black Bronze (BBR)		
A36642BBR	-	64
D A36643BBR	96	160
A36644BBR	128	192
A36645BBR	160	222
Oil-Rubbed Bronze (ORB)		
A36642ORB	-	64
E A36643ORB	96	160
A36644ORB	128	192
A36645ORB	160	222
Golden Champagne (BBZ)		
A36642BBZ	-	64
F A36643BBZ	96	160
A36644BBZ	128	192
A36645BBZ	160	222



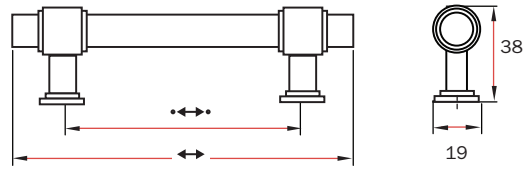
Glacio



FINISHES



Part No.	↔↔↔	↔↔
Clear & Satin Nickel (CG10)		
A A36654CG10	96	135
A36655CG10	128	167
A36656CG10	160	200
Clear & Polished Nickel (CPN)		
B A36654CPN	96	135
A36655CPN	128	167
A36656CPN	160	200
Clear & Black Bronze (CBBR)		
C A36654CBBR	96	135
A36655CBBR	128	167
A36656CBBR	160	200
Clear & Oil-Rubbed Bronze (CORB)		
D A36654CORB	96	135
A36655CORB	128	167
A36656CORB	160	200
Clear & Gunmetal (CGM)		
A36654CGM	96	135
A36655CGM	128	167
A36656CGM	160	200
Clear & Golden Champagne (CBBZ)		
E A36654CBBZ	96	135
A36655CBBZ	128	167
A36656CBBZ	160	200



A36654CG10 **A**



A36654CPN **B**



A36654CBBR **C**



A36654CORB **D**



A36654CBBZ **E**



FINISHES



A A36653CG10



B A36653CBBR



C A36652CBBZ



D A36652CORB

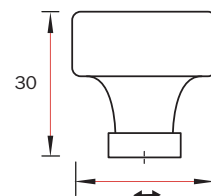
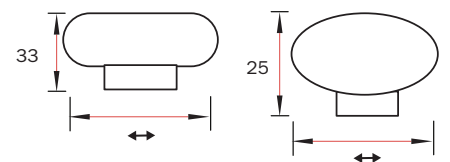


E A36651CPN



F A36651CGM

Part No.	↔↔↔	↔↔
Clear & Satin Nickel (CG10)		
A36651CG10	-	44
A36652CG10	-	44
A A36653CG10	-	35
Clear & Polished Nickel (CPN)		
E A36651CPN	-	44
A36652CPN	-	44
A36653CPN	-	35
Clear & Black Bronze (CBBR)		
A36651CBBR	-	44
A36652CBBR	-	44
B A36653CBBR	-	35
Clear & Oil-Rubbed Bronze (CORB)		
A36651CORB	-	44
D A36652CORB	-	44
A36653CORB	-	35
Clear & Gun Metal (CGM)		
F A36651CGM	-	44
A36652CGM	-	44
A36653CGM	-	35
Clear & Golden Champagne (CBBZ)		
A36651CBBZ	-	44
C A36652CBBZ	-	44
A36653CBBZ	-	35

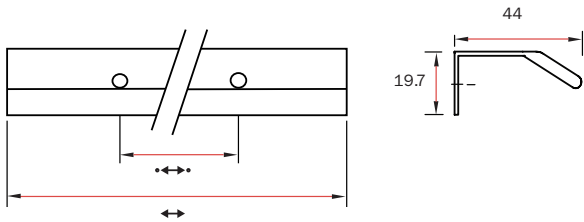


FINISHES



All Viefe are updated to their part numbers.
Formerly known as Marathon 9314 series.

Part No.	↔↔↔	↔↔
Dark Brass (L29)		
V0375064L29	64	100
A V0375128L29	128	200
V0375256L29	256	350
Matte Black (L09)		
V0375064L09	64	100
B V0375128L09	128	200
V0375256L09	256	350
Brushed Stainless Steel (L24)		
V0375064L24	64	100
C V0375128L24	128	200
V0375256L24	256	350



V0375128L29 **A**




V0375128L09 **B**



V0375128L24 **C**



FINISHES



All Viefe have been updated to match their part numbers. Formerly known as Marathon 9315 series.



A V0117032L29

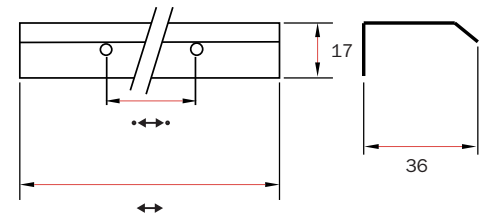


B V0117064L09



C V0117128L24

Part No.	↔↔↔	↔↔
Dark Brass (L29)		
A V0117032L29	32	45
V0117064L29	64	100
V0117128L29	128	200
V0117192L29	192	300
V0117320L29	320	400
V0117416L29	416	500
Matte Black (L09)		
V0117032L09	32	45
B V0117064L09	64	100
V0117128L09	128	200
V0117192L09	192	300
V0117320L09	320	400
V0117416L09	416	500
Brushed Stainless Steel (L24)		
V0117032L24	32	45
V0117064L24	64	100
C V0117128L24	128	200
V0117192L24	192	300
V0117320L24	320	400
V0117416L24	416	500



Ritta

FINISHES



All Viefe are updated to their part numbers. Formerly known as Marathon 9316 series.

Part No. ↔↔↔ ↔↔

Matte Black (L09)

A	V0369064L09	64	130
	V0369128L09	128	260

Dark Brass (L29)

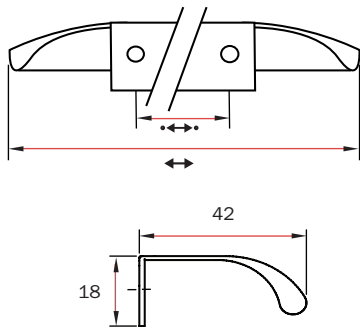
B	V0369064L29	64	130
	V0369128L29	128	260

Polished Chrome (L01)

C	V0369064L01	64	130
	V0369128L01	128	260

Brushed Stainless Steel (L24)

	V0369064L24	64	130
D	V0369128L24	128	260



V0369064L09 **A**



V0369064L29 **B**




V0369064L01 **C**



V0369128L24 **D**



FINISHES



A V0322200L01



B V0322200L09



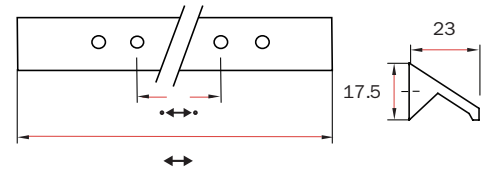
C V0322200L24



D V0322400L27

All Viefe have been updated to match their part numbers. Formerly known as Marathon 9323 series.

Part No.	↔↔↔	↔↔
Polished Chrome (L01)		
A V0322200L01	96/128	200
V0322400L01	192/320	400
V0322600L01	320/480	600
Matte Black (L09)		
B V0322200L09	96/128	200
V0322400L09	192/320	400
V0322600L09	320/480	600
Brushed Stainless Steel (L24)		
C V0322200L24	96/128	200
V0322400L24	192/320	400
V0322600L24	320/480	600
Dark Brass (L27)		
V0322200L27	96/128	200
D V0322400L27	192/320	400
V0322600L27	320/480	600



Bench



FINISHES



BNI-WT BNI-DBK

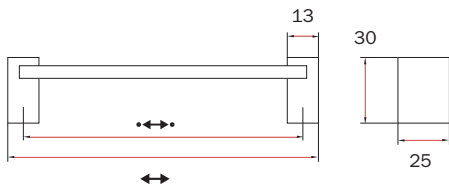
Part No. ↔↔↔ ↔↔

Brushed Nickel & White (BNI-WT)

A	9376-128-BNI-WT	128	141
C	9376-160-BNI-WT	160	173
	9376-256-BNI-WT	256	269
	9376-320-BNI-WT	320	333

Brushed Nickel & Matte Black (BNI-DBK)


B	9376-128-BNI-DBK	128	141
D	9376-160-BNI-DBK	160	173
	9376-256-BNI-DBK	256	269
	9376-320-BNI-DBK	320	333



9376-128-BNI-WT **A**




9376-128-BNI-DBK **B**



9376-160-BNI-WT **C**




9376-160-BNI-DBK **D**



FINISHES



BNI-GL PC-GL



A 9376-128-BNI-GL



B 9376-128-PC-GL



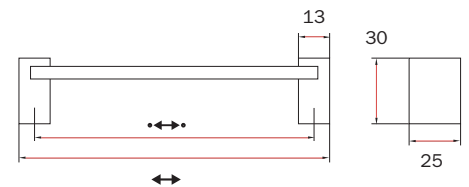
C 9376-160-BNI-GL



D 9376-160-PC-GL

Part No.	↔↔↔	↔↔
Brushed Nickel & Glass (BNI-GL)		
A 9376-128-BNI-GL	128	141
C 9376-160-BNI-GL	160	173
9376-256-BNI-GL	256	269
9376-320-BNI-GL	320	333

Polished Chrome & Glass (PC-GL)		
B 9376-128-PC-GL	128	141
D 9376-160-PC-GL	160	173
9376-256-PC-GL	256	269
9376-320-PC-GL	320	333




CONTEMP



Project Design & Photography:
Agrigento Homes
Interiors by Natalie, Ancaster, ON

The Contemporary lineup is a wide selection of distinctive designs that embody sleek, flowing lines and on-trend finishes. These diverse knobs and pulls can bring life to your space by adding a modern touch to your design or complementing an overall fashionable theme.



PORARY



Project Design: Accent Infills, Edmonton, AB
Photography: Ryan Ponto (@rkphoto)

Strasse NEW

FINISHES

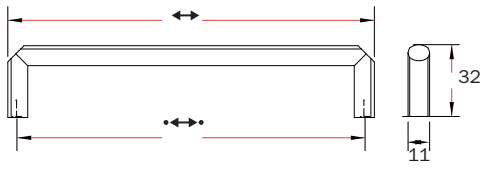


AG BSN DBK PC CGR



COM

Part No.	↔↔↔	↔↔
Anthracite (AG)		
A 8960-160-AG	160	168
8960-320-AG	320	328
Brushed Satin Nickel (BSN)		
B 8960-160-BSN	160	168
8960-320-BSN	320	328
Matte Black (DBK)		
C 8960-160-DBK	160	168
8960-320-DBK	320	328
Clay Grey (CGR)		
D 8960-160-CGR	160	168
8960-320-CGR	320	328
Copper Metallic (COM)		
E 8960-160-COM	160	168
8960-320-COM	320	328
Polished Chrome (PC)		
F 8960-160-PC	160	168
8960-320-PC	320	328



8960-160-AG A



8960-160-BSN B



8960-160-DBK C



8960-160-CGR D




8960-160-COM E



8960-160-PC F



FINISHES



A 9612-128-BBR



B 9612-128-BSN

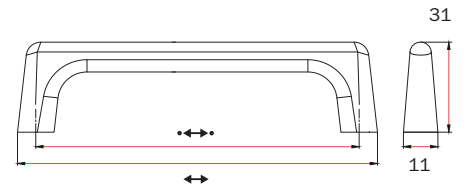


C 9612-128-DBK



D 9612-128-GPH


Part No.	↔↔↔	↔↔
Brushed Brass (BBR)		
9612-96-BBR	96	109
A 9612-128-BBR	128	141
9612-224-BBR	224	237
Brushed Satin Nickel (BSN)		
9612-96-BSN	96	109
B 9612-128-BSN	128	141
9612-224-BSN	224	237
Matte Black (DBK)		
9612-96-DBK	96	109
C 9612-128-DBK	128	141
9612-224-DBK	224	237
Graphite (GPH)		
9612-96-GPH	96	109
D 9612-128-GPH	128	141
9612-224-GPH	224	237



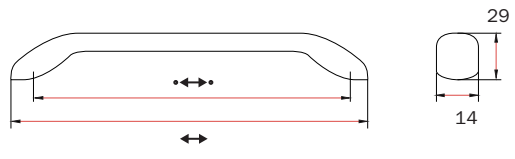
Gondola NEW




FINISHES



Part No.	↔↔↔	↔↔
Polished Chrome (PC)		
A 9617-160-PC	160	177
9617-320-PC	320	337
Matte Brushed Nickel (MBSN)		
B 9617-160-MBSN	160	177
9617-320-MBSN	320	337
Polished Gold (PG)		
C 9617-160-PG	160	177
9617-320-PG	320	337
Matte Black (DBK)		
D 9617-160-DBK	160	177
9617-320-DBK	320	337




FINISHES



A 9618-160-MBSN

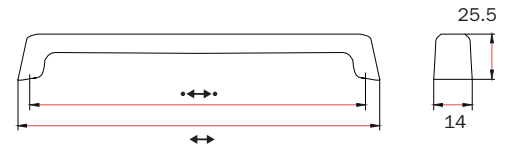


B 9618-160-MBB



C 9618-160-MBNB

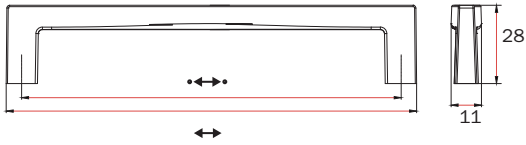
Part No.	↔↔↔	↔↔
Matte Brushed Nickel (MBSN)		
A 9618-160-MBSN	160	180
9618-320-MBSN	320	340
Matte Brushed Brass (MBB)		
B 9618-160-MBB	160	180
9618-320-MBB	320	340
Matte Black Nickel Brushed (MBNB)		
C 9618-160-MBNB	160	180
9618-320-MBNB	320	340



FINISHES



Part No.	↔↔↔	↔↔
Brushed Brass (BB)		
A 9614-160-BB	160	170
9614-320-BB	320	330
Brushed Satin Nickel (BSN)		
B 9614-160-BSN	160	170
9614-320-BSN	320	330
Matte Black (DBK)		
C 9614-160-DBK	160	170
9614-320-DBK	320	330
Matte Black/Polished Chrome Trim (DBKPC)		
D 9614-160-DBKPC	160	170
9614-320-DBKPC	320	330
Matte Black/Polished Gold Trim (DBKPG)		
E 9614-160-DBKPG	160	170
9614-320-DBKPG	320	330




9614-160-BB **A**



9614-160-BSN **B**



9614-160-DBK **C**




9617-160-DBKPC **D**



9617-160-DBKPG **E**



FINISHES




A 9615-160-BB



B 9615-160-BSN

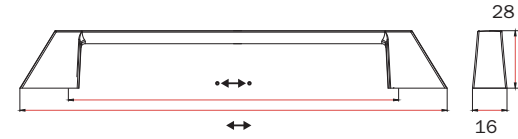


C 9615-160-DBK




D 9615-160-PC

Part No.	↔↔↔	↔↔
Brushed Brass (BB)		
A 9615-160-BB	160	206
9615-320-BB	320	366
Brushed Satin Nickel (BSN)		
B 9615-160-BSN	160	206
9615-320-BSN	320	366
Matte Black (DBK)		
C 9615-160-DBK	160	206
9615-320-DBK	320	366
Polished Chrome (PC)		
D 9615-160-PC	160	206
9615-320-PC	320	366



FINISHES



Part No.



Brushed Satin Nickel (BSN)

A	9351-96-BSN	96	104
	9351-128-BSN	128	136
B	9351-160-BSN	160	166
	9351-192-BSN	192	200
	9351-256-BSN	256	264
	9351-320-BSN	320	328

Matte Black (DBK)

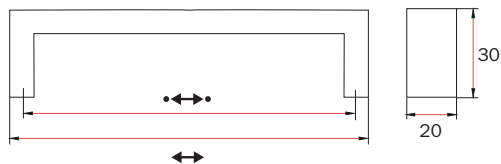
C	9351-96-DBK	96	104
	9351-128-DBK	128	136
D	9351-160-DBK	160	166
	9351-192-DBK	192	200
	9351-256-DBK	256	264
	9351-320-DBK	320	328

Polished Chrome (PC)

E	9351-96-PC	96	104
	9351-128-PC	128	136
F	9351-160-PC	160	166
	9351-192-PC	192	200
	9351-256-PC	256	264
	9351-320-PC	320	328

Gold Champagne (GCH)

G	9351-96-GCH	96	104
	9351-128-GCH	128	136
H	9351-160-GCH	160	166
	9351-192-GCH	192	200
	9351-256-GCH	256	264
	9351-320-GCH	320	328



9351-96-BSN **A**



9351-160-BSN **B**



9351-96-DBK **C**



9351-160-DBK **D**



9351-96-PC **E**



9351-160-PC **F**




9351-96-GCH **G**



9351-160-GCH **H**

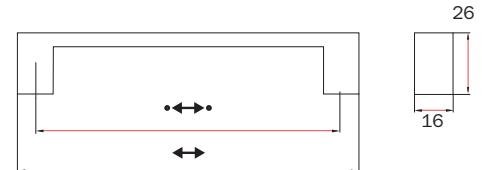


FINISHES



- A** 8112-128-BSN
- B** 8112-192-BSN
- C** 8112-128-PC
- D** 8112-192-PC
- E** 8112-128-DBK
- F** 8112-192-DBK
- G** 8112-128-GCH
- H** 8112-192-GCH

Part No.	↔↔↔	↔↔
Brushed Satin Nickel (BSN)		
A 8112-128-BSN	128	140
8112-160-BSN	160	172
B 8112-192-BSN	192	204
8112-256-BSN	256	268
8112-320-BSN	320	332
Polished Chrome (PC)		
C 8112-128-PC	128	140
8112-160-PC	160	172
D 8112-192-PC	192	204
8112-256-PC	256	268
8112-320-PC	320	332
Matte Black (DBK)		
E 8112-128-DBK	128	140
8112-160-DBK	160	172
F 8112-192-DBK	192	204
8112-256-DBK	256	268
8112-320-DBK	320	332
Gold Champagne (GCH)		
G 8112-128-GCH	128	140
8112-160-GCH	160	172
H 8112-192-GCH	192	204
8112-256-GCH	256	268
8112-320-GCH	320	332



FINISHES



DBK ACBH-D ASH-D PC BSN



GCH

Part No. ↔ ↔

Matte Black (DBK)

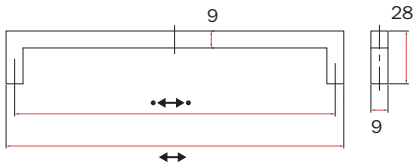
	9322-96-DBK	96	105
A	9322-128-DBK	128	137
B	9322-160-DBK	160	169
	9322-192-DBK	192	201
C	9322-224-DBK	224	233
	9322-256-DBK	256	265
	9322-320-DBK	320	329
	9322-448-DBK	448	457

Antique Copper Bronze Highlight (ACBH-D)

	9322-96-ACBH-D	96	105
D	9322-128-ACBH-D	128	137
E	9322-160-ACBH-D	160	169
	9322-192-ACBH-D	192	201
F	9322-224-ACBH-D	224	233
	9322-256-ACBH-D	256	265
	9322-320-ACBH-D	320	329
	9322-448-ACBH-D	448	457

Antique Silver Highlight Dark (ASH-D)

	9322-96-ASH-D	96	105
G	9322-128-ASH-D	128	137
H	9322-160-ASH-D	160	169
	9322-192-ASH-D	192	201
I	9322-224-ASH-D	224	233
	9322-256-ASH-D	256	265
	9322-320-ASH-D	320	329
	9322-448-ASH-D	448	457



9322-128-DBK **A**



9322-160-DBK **B**



9322-224-DBK **C**



9322-128-ACBH-D **D**



9322-160-ACBH-D **E**



9322-224-ACBH-D **F**



9322-128-ASH-D **G**



9322-160-ASH-D **H**



9322-224-ASH-D **I**



FINISHES



A 9322-96-PC

B 9322-160-PC

C 9322-224-PC

D 9322-96-BSN

E 9322-160-BSN

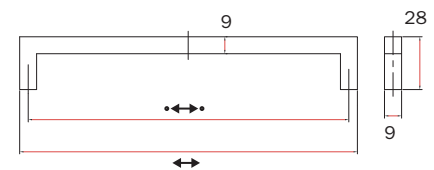
F 9322-224-BSN

G 9322-96-GCH

H 9322-160-GCH

I 9322-224-GCH

Part No.	↔↔↔	↔↔
Polished Chrome (PC)		
A 9322-96-PC	96	105
9322-128-PC	128	137
B 9322-160-PC	160	169
9322-192-PC	192	201
C 9322-224-PC	224	233
9322-256-PC	256	265
9322-320-PC	320	329
9322-448-PC	448	457
Brushed Satin Nickel (BSN)		
D 9322-96-BSN	96	105
9322-128-BSN	128	137
E 9322-160-BSN	160	169
9322-192-BSN	192	201
F 9322-224-BSN	224	233
9322-256-BSN	256	265
9322-320-BSN	320	329
9322-448-BSN	448	457
Gold Champagne (GCH)		
G 9322-96-GCH	96	105
9322-128-GCH	128	137
H 9322-160-GCH	160	169
9322-192-GCH	192	201
I 9322-224-GCH	224	233
9322-256-GCH	256	265
9322-320-GCH	320	329
9322-448-GCH	448	457

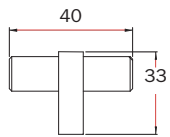
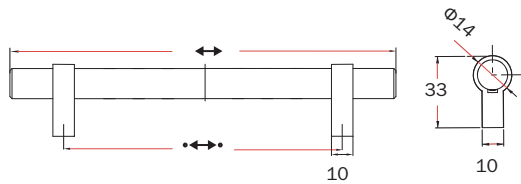


FINISHES



BSN EOA-N GCH


Part No.	↔↔↔	↔↔
Brushed Satin Nickel (BSN)		
A 9671-BSN	-	40
9671-96-BSN	96	136
B 9671-128-BSN	128	168
9671-160-BSN	160	200
9671-192-BSN	192	232
Oil-Rubbed Bronze (EOA-N)		
C 9671-EOA-N	-	40
9671-96-EOA-N	96	136
D 9671-128-EOA-N	128	168
9671-160-EOA-N	160	200
9671-192-EOA-N	192	232
Gold Champagne (GCH)		
E 9671-GCH	-	40
9671-96-GCH	96	136
F 9671-128-GCH	128	168
9671-160-GCH	160	200
9671-192-GCH	192	232



9671-BSN **A**



9671-128-BSN **B**



9671-EOA-N **C**



9671-128-EOA-N **D**




9671-GCH **E**



9671-128-GCH **F**



FINISHES



A 9781-128-HSS

B 9781-192-HSS

C 9781-224-HSS

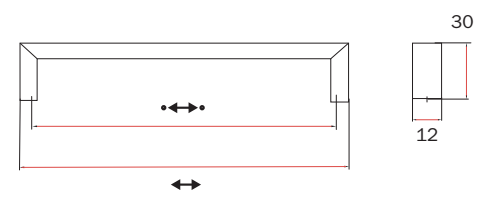


D 9781-128-DBK


E 9781-192-DBK

F 9781-224-DBK

Part No.	↔↔↔	↔↔
Hollow Stainless Steel (HSS)		
A 9781-128-HSS	128	140
9781-160-HSS	160	172
B 9781-192-HSS	192	204
C 9781-224-HSS	224	236
9781-320-HSS	320	332
Matte Black (DBK)		
D 9781-128-DBK	128	140
9781-160-DBK	160	172
E 9781-192-DBK	192	204
F 9781-224-DBK	224	236
9781-320-DBK	320	332



FINISHES



Part No.	↔↔↔	↔↔
Brushed Nickel (AEBNI)		
A 9318-32-AEBNI	32	100
9318-128-AEBNI	128	160
D 9318-192-AEBNI	192	224
9318-352-AEBNI	352	383
9318-768-AEBNI	768 (384/384)	830
Polished Chrome (AEPC)		
B 9318-32-AEPC	32	100
9318-128-AEPC	128	160
E 9318-192-AEPC	192	224
9318-352-AEPC	352	383
9318-768-AEPC	768 (384/384)	830
Matte Black (DBK)		
C 9318-32-DBK	32	100
9318-128-DBK	128	160
F 9318-192-DBK	192	224
9318-352-DBK	352	383
9318-768-DBK	768 (384/384)	830

9318-32-AEBNI **A**



9318-32-AEPC **B**



9318-128-DBK **C**



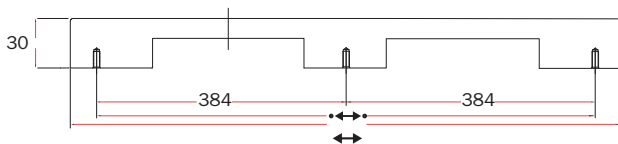
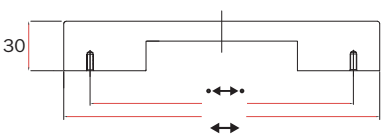
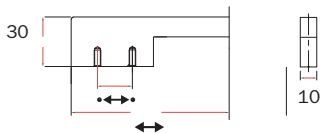
9318-192-AEPC **D**



9318-192-AEBNI **E**



9318-192-DBK **F**

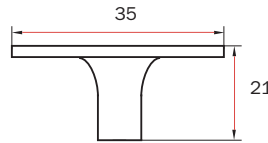


FINISHES



8107-BSN **A**


8107-PC **B**



Part No.	↔	↔
Brushed Satin Nickel (BSN)		
A 8107-BSN	-	35
Polished Chrome (PC)		
B 8107-PC	-	35

NEW **Mesa**

FINISHES



9621-PC **D**

9621-BSN **C**

9621-BBR **F**

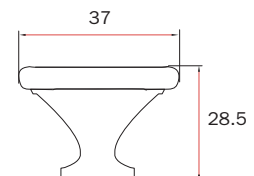
9621-DBK **E**

9621-GCH **H**

9621-EOA-N **G**

9621-NB **I**

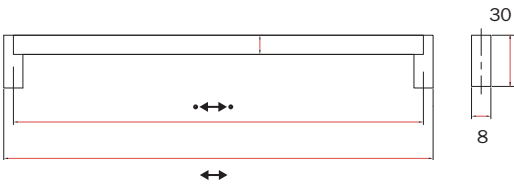
Part No.	↔	↔
Brushed Satin Nickel (BSN)		
C 9621-BSN	-	37
Polished Chrome (PC)		
D 9621-PC	-	37
Matte Black (DBK)		
E 9621-DBK	-	37
Brushed Brass (BBR)		
F 9621-BBR	-	37
Oil-Rubbed Bronze (EOA-N)		
G 9621-EOA-N	-	37
Gold Champagne (GCH)		
H 9621-GCH	-	37
Black Nickel (NB)		
I 9621-NB	-	37



FINISHES



Part No.	↔↔↔	↔↔
Brushed Satin Nickel & Polished Chrome (BSNPC)		
A 9365-128-BSNPC	128	140
9365-160-BSNPC	160	174
9365-192-BSNPC	192	205
9365-256-BSNPC	256	270
9365-320-BSNPC	320	334
Matte Black & Polished Chrome (DBKPC)		
B 9365-128-DBKPC	128	140
9365-160-DBKPC	160	174
9365-192-DBKPC	192	205
9365-256-DBKPC	256	270
9365-320-DBKPC	320	334
Matte Black & Matte Black (DBKDBK)		
C 9365-128-DBKDBK	128	140
9365-160-DBKDBK	160	174
9365-192-DBKDBK	192	205
9365-256-DBKDBK	256	270
9365-320-DBKDBK	320	334



9365-128-BSNPC **A**




9365-128-DBKPC **B**



9365-128-DBKDBK **C**

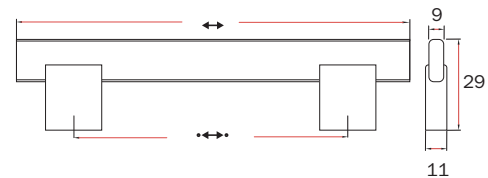
FINISHES



BSN PC DBK




Part No.	↔↔↔	↔↔
Brushed Satin Nickel (BSN)		
9331-96-BSN	96	128
A 9331-128-BSN	128	160
9331-160-BSN	160	192
B 9331-192-BSN	192	224
9331-256-BSN	256	288
9331-320-BSN	320	352
9331-480-BSN	480	512
Polished Chrome (PC)		
9331-96-PC	96	128
C 9331-128-PC	128	160
9331-160-PC	160	192
D 9331-192-PC	192	224
9331-256-PC	256	288
9331-320-PC	320	352
9331-480-PC	480	512
Matte Black (DBK)		
9331-96-DBK	96	128
E 9331-128-DBK	128	160
9331-160-DBK	160	192
F 9331-192-DBK	192	224
9331-256-DBK	256	288
9331-320-DBK	320	352
9331-480-DBK	480	512



Cardero


FINISHES



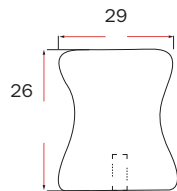
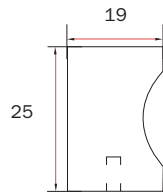
Part No.	↔↔↔	↔↔
Brushed Satin Nickel (BSN)		
A 8113-BSN	-	19
Polished Chrome (PC)		
B 8113-PC	-	19

Iona

FINISHES



Part No.	↔↔↔	↔↔
Brushed Nickel (BNI)		
C 9632-BNI	-	29
Polished Chrome (PC)		
9632-PC	-	29
Matte Black (DBK)		
D 9632-DBK	-	29
Antique Pewter (APT)		
9632-APT	-	29
Graphite (GPH)		
F 9632-GPH	-	29
Bronze Champagne (BCHG)		
9632-BCHG	-	29
Brushed Brass (BBR)		
E 9632-BBR	-	29



8113-BSN **A**



8113-PC **B**



9632-BNI **C**



9632-DBK **D**




9632-BBR **E**



9632-GPH **F**

FINISHES



9783-BNI **A**



9783-PC **B**



9783-DBK **C**



9783-BBR **D**



9783-GPH **E**

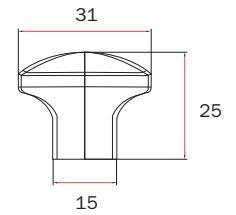


9783-APT **F**



9783-BCHG **G**

Part No.	↔↔↔	↔↔
Brushed Nickel (BNI)		
A 9783-BNI	-	31
Polished Chrome (PC)		
B 9783-PC	-	31
Matte Black (DBK)		
C 9783-DBK	-	31
Brushed Brass (BBR)		
D 9783-BBR	-	31
Graphite (GPH)		
E 9783-GPH	-	31
Antique Pewter (APT)		
F 9783-APT	-	31
Bronze Champagne (BCHG)		
G 9783-BCHG	-	31

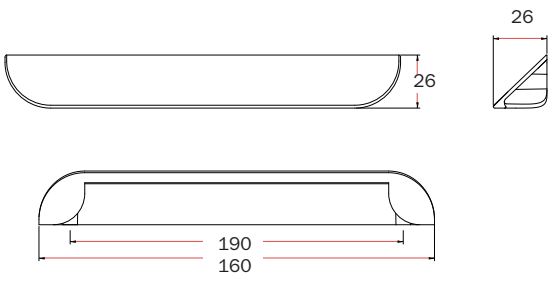


Getwinn

FINISHES



Part No.	↔↔↔	↔↔
Brushed Nickel (BNI)		
A 9262-160-BNI	160	190
Champagne (CHG)		
B 9262-160-CHG	160	190
Atomic Iron (AI)		
C 9262-160-AI	160	190
Slate Grey Metallic (SGM)		
D 9262-160-SGM	160	190



9262-160-BNI **A**



9262-160-CHG **B**



9262-160-AI **C**



9262-160-SGM **D**



FINISHES



BNI PN DBK NB CHG




A 9267-160-BNI



B 9267-160-PN



C 9267-160-DBK

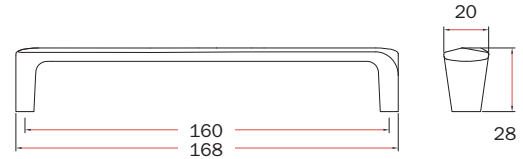


D 9267-160-NB




E 9267-160-CHG

Part No.	↔↔↔	↔↔
Brushed Nickel (BNI)		
A 9267-160-BNI	160	168
Polished Nickel (PN)		
B 9267-160-PN	160	168
Matte Black (DBK)		
C 9267-160-DBK	160	168
Black Nickel (NB)		
D 9267-160-NB	160	168
Champagne (CHG)		
E 9267-160-CHG	160	168

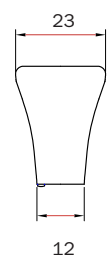
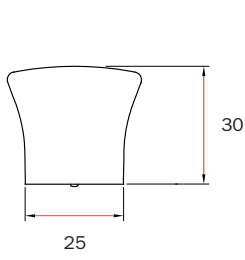
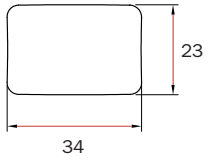


Tan

FINISHES



Part No.	↔↔↔	↔↔
Brushed Nickel (BNI)		
A 9260-34-BNI	-	34
Polished Chrome (PC)		
B 9260-34-PC	-	34
Matte Black (DBK)		
C 9260-34-DBK	-	34
Black Nickel (NB)		
D 9260-34-NB	-	34
Atomic Iron (AI)		
E 9260-34-AI	-	34
Champagne (CHG)		
F 9260-34-CHG	-	34



9260-34-BNI **A**



9260-34-PC **B**



9260-34-DBK **C**



9260-34-NB **D**



9260-34-AI **E**



9260-34-CHG **F**



FINISHES



A 9261-16-BNI

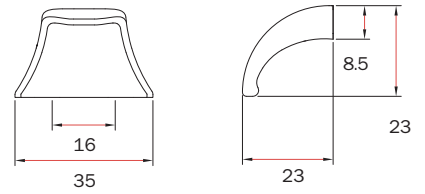
B 9261-16-PC

C 9261-16-DBK

D 9261-16-AI

E 9261-16-CHG


Part No.	↔↔↔	↔↔
Brushed Nickel (BNI)		
A 9261-16-BNI	-	16
Polished Chrome (PC)		
B 9261-16-PC	-	16
Matte Black (DBK)		
C 9261-16-DBK	-	16
Atomic Iron (AI)		
D 9261-16-AI	-	16
Champagne (CHG)		
E 9261-16-CHG	-	16



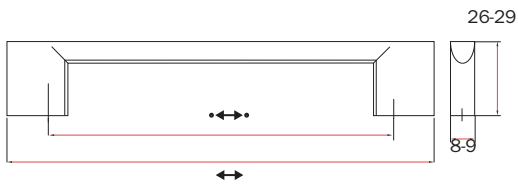
Denman



FINISHES



Part No.	↔↔↔	↔↔
Brushed Nickel (BNI)		
A 9635-32-BNI	32	57
9635-96-BNI	96	120
B 9635-128-BNI	128	150
9635-160-BNI	160	190
9635-192-BNI	192	222
9635-256-BNI	256	290
9635-320-BNI	320	358
Polished Chrome (PC)		
9635-32-PC	32	57
C 9635-96-PC	96	120
9635-128-PC	128	150
D 9635-160-PC	160	190
9635-192-PC	192	222
9635-256-PC	256	290
9635-320-PC	320	358
Graphite (GPH)		
9635-32-GPH	32	57
E 9635-96-GPH	96	120
9635-128-GPH	128	150
F 9635-160-GPH	160	190
9635-192-GPH	192	222
9635-256-GPH	256	290
9635-320-GPH	320	358



9635-32-BNI **A**



9635-128-BNI **B**



9635-96-PC **C**



9635-160-PC **D**




9635-96-GPH **E**



9635-160-GPH **F**



FINISHES



A 9635-32-BCHG

B 9635-128-BCHG

C 9635-96-DBK

D 9635-160-DBK

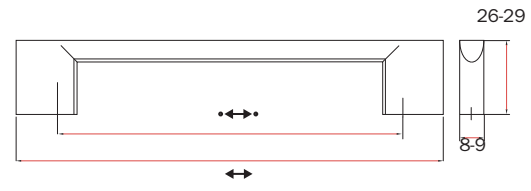
E 9635-96-APT

F 9635-160-APT

G 9635-96-BBR

H 9635-160-BBR

Part No.	↔↔↔	↔↔
Bronze Champagne (BCHG)		
A 9635-32-BCHG	32	57
9635-96-BCHG	96	120
B 9635-128-BCHG	128	150
9635-160-BCHG	160	190
9635-192-BCHG	192	222
9635-256-BCHG	256	290
9635-320-BCHG	320	358
Matte Black (DBK)		
9635-32-DBK	32	57
C 9635-96-DBK	96	120
9635-128-DBK	128	150
D 9635-160-DBK	160	190
9635-192-DBK	192	222
9635-256-DBK	256	290
9635-320-DBK	320	358
Antique Pewter (APT)		
9635-32-APT	32	57
E 9635-96-APT	96	120
9635-128-APT	128	150
F 9635-160-APT	160	190
9635-192-APT	192	222
9635-256-APT	256	290
9635-320-APT	320	358
Brushed Brass (BBR)		
9635-32-BBR	32	57
G 9635-96-BBR	96	120
9635-128-BBR	128	150
H 9635-160-BBR	160	190
9635-192-BBR	192	222
9635-256-BBR	256	290
9635-320-BBR	320	358

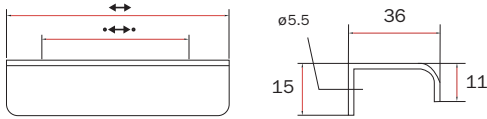


Crofton

FINISHES



Part No.	↔↔↔	↔↔
Brushed Satin Nickel (BSN)		
9450-25-BSN	25	38
A 9450-64-BSN	64	101
9450-160-BSN	160	192
Polished Chrome (PC)		
9450-25-PC	25	38
B 9450-64-PC	64	101
9450-160-PC	160	192
Matte Black (DBK)		
9450-25-DBK	25	38
C 9450-64-DBK	64	101
9450-160-DBK	160	192



9450-64-BSN **A**



9450-64-PC **B**




9450-64-DBK **C**

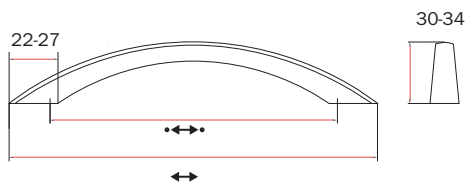


Alma

FINISHES



Part No.	↔↔↔	↔↔
Brushed Nickel (BNI)		
9367-96-BNI	96	130
D 9367-128-BNI	128	163
9367-160-BNI	160	205
9367-256-BNI	256	299
Polished Chrome (PC)		
9367-96-PC	96	130
E 9367-128-PC	128	163
9367-160-PC	160	205
9367-256-PC	256	299




9367-128-BNI **D**



9367-128-PC **E**




FINISHES



A 9325-32-BSN




B 9325-32-PC



C 9325-32-DBK



D 9325-160-BSN

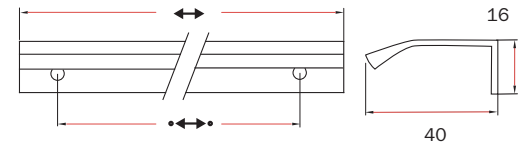


E 9325-160-PC



F 9325-160-DBK

Part No.	•••••	•••••
Brushed Satin Nickel (BSN)		
A 9325-32-BSN	32	40
D 9325-160-BSN	160	200
Polished Chrome (PC)		
B 9325-32-PC	32	40
E 9325-160-PC	160	200
Matte Black (DBK)		
C 9325-32-DBK	32	40
F 9325-160-DBK	160	200



Thin

FINISHES



All Viefe are updated to their part numbers.
Formerly known as Marathon 8925 series.

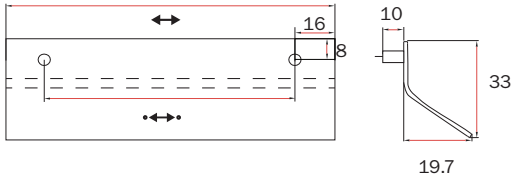
Part No. ↔ ↔

Brushed Nickel (BNI)

V0230064Z23	64	96
A V0230160Z23	160	192

Polished Chrome (PC)

B V0230064Z01	64	96
V0230160Z01	160	192



V0230160Z23 **A**



V0230064Z01 **B**



Bin



All Viefe are updated to their part numbers.
Formerly known as Marathon 8919 series.

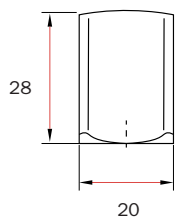
Part No. ↔ ↔

Brushed Nickel (L24)

C V0097020L24	-	20
----------------------	---	----

Polished Chrome (PC)

D V0097020L01	-	20
----------------------	---	----



V0097020L24 **C**



V0097020L01 **D**



FINISHES



A 9761-160-BNI



B 9761-192-BNI



C 9761-160-PC



D 9761-192-PC


Part No.	↔↔↔	↔↔
Brushed Nickel (BNI)		
A 9761-160-BNI	160	170
B 9761-192-BNI	192	202
Polished Chrome (PC)		
C 9761-160-PC	160	170
D 9761-192-PC	192	202



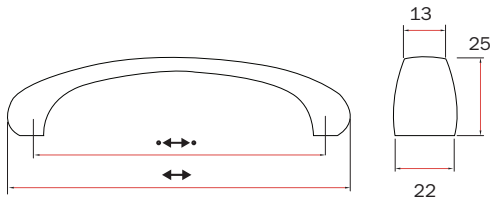
Rochelle



FINISHES



Part No.	↔↔↔	↔↔
Brushed Nickel (BNI)		
A 9633-96-BNI	96	111
9633-128-BNI	128	143
9633-160-BNI	160	174
Polished Chrome (PC)		
B 9633-96-PC	96	111
9633-128-PC	128	143
9633-160-PC	160	174
Matte Black (DBK)		
9633-96-DBK	96	111
C 9633-128-DBK	128	143
9633-160-DBK	160	174
Antique Pewter (APT)		
9633-96-APT	96	111
D 9633-128-APT	128	143
9633-160-APT	160	174



9633-96-BNI **A**



9633-96-PC **B**




9633-128-DBK **C**



9633-128-APT **D**



FINISHES



A 9633-96-GPH

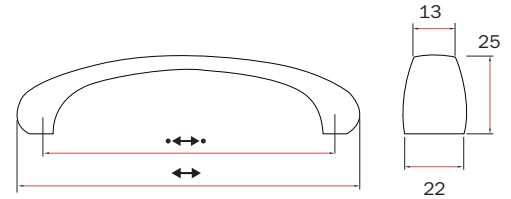


B 9633-96-BCHG




C 9633-96-BBR

Part No.	↔↔↔	↔↔
Graphite (GPH)		
A 9633-96-GPH	96	111
9633-128-GPH	128	143
9633-160-GPH	160	174
Bronze Champagne (BCHG)		
B 9633-96-BCHG	96	111
9633-128-BCHG	128	143
9633-160-BCHG	160	174
Brushed Brass (BBR)		
C 9633-96-BBR	96	111
9633-128-BBR	128	143
9633-160-BBR	160	174

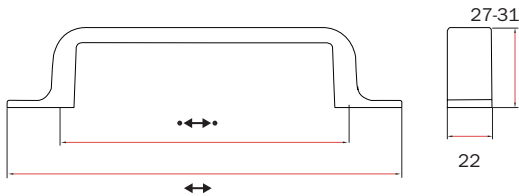


Henlow

FINISHES



Part No.	↔↔↔	↔↔
Brushed Nickel (BNI)		
9634-96-BNI	96	132
A 9634-128-BNI	128	165
9634-160-BNI	160	196
Polished Chrome (PC)		
9634-96-PC	96	132
B 9634-128-PC	128	165
9634-160-PC	160	196
Matte Black (DBK)		
9634-96-DBK	96	132
C 9634-128-DBK	128	165
9634-160-DBK	160	196
Brushed Brass (BBR)		
9634-96-BBR	96	132
D 9634-128-BBR	128	165
9634-160-BBR	160	196



9634-128-BNI **A**



9634-128-PC **B**



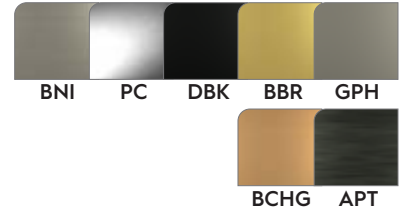
9634-128-DBK **C**



9634-128-BBR **D**



FINISHES



A 9634-160-GPH

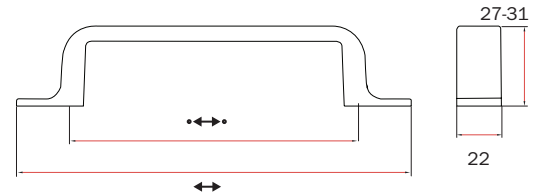


B 9634-160-BCHG



C 9634-160-APT

Part No.	↔↔↔	↔↔
Graphite (GPH)		
9634-96-GPH	96	132
9634-128-GPH	128	165
A 9634-160-GPH	160	196
Bronze Champagne (BCHG)		
9634-96-BCHG	96	132
9634-128-BCHG	128	165
B 9634-160-BCHG	160	196
Antique Pewter (APT)		
9634-96-APT	96	132
9634-128-APT	128	165
C 9634-160-APT	160	196



Ipswich

FINISHES



Part No. ↔↔↔ ↔↔

Brushed Satin Nickel (BSN)

A	9326-70-BSN	50	70
	9326-100-BSN	76	100
	9326-160-BSN	128	160
	9326-200-BSN	160	200

Polished Chrome (PC)

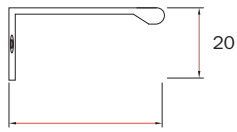
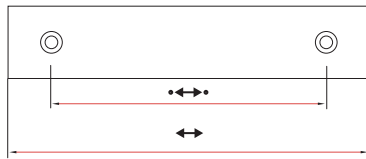
	9326-70-PC	50	70
B	9326-100-PC	76	100
	9326-160-PC	128	160
	9326-200-PC	160	200

Anodized (AN)

	9326-70-AN	50	70
C	9326-100-AN	76	100
	9326-160-AN	128	160
	9326-200-AN	160	200

Matte Black (DBK)

	9326-70-DBK	50	70
	9326-100-DBK	76	100
D	9326-160-DBK	128	160
	9326-200-DBK	160	200



9326-70-BSN **A**



9326-100-PC **B**




9326-100-AN **C**



9326-160-DBK **D**



FINISHES

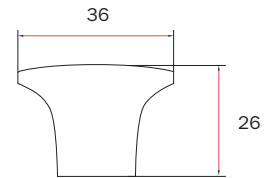


8104-PC **B**

8104-BNI **A**


8104-GMG **C**

Part No.	↔↔↔	↔↔
Brushed Nickel (BNI)		
A 8104-BNI	-	36
Polished Chrome (PC)		
B 8104-PC	-	36
Gun Metal Grey (GMG)		
C 8104-GMG	-	36



Roseberry

FINISHES



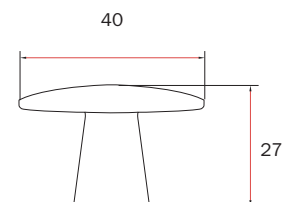
8101-BNI **D**

8101-PC **E**

8101-GMG **F**

8101-AB **G**

Part No.	↔↔↔	↔↔
Brushed Nickel (BNI)		
D 8101-BNI	-	40
Polished Chrome (PC)		
E 8101-PC	-	40
Gun Metal Grey (GMG)		
F 8101-GMG	-	40
Antique Brass (AB)		
G 8101-AB	-	40



Mercury

FINISHES



Part No. ↔ ↔

Brushed Nickel (BNI)

A 9264-160-BNI 160 170

Polished Chrome (PC)

B 9264-160-PC 160 170

Matte Black (DBK)

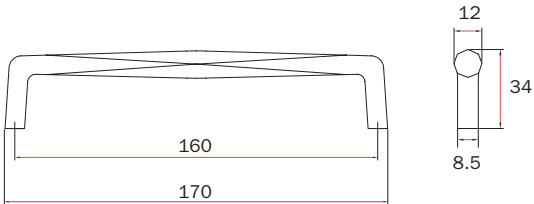
9264-160-DBK 160 170

Black Nickel (NB)

C 9264-160-NB 160 170

Champagne (CHG)

D 9264-160-CHG 160 170



9264-160-BNI **A**



9264-160-PC **B**




9264-160-NB **C**



9264-160-CHG **D**



FINISHES



A 9767-128-BNI



B 9767-128-PC

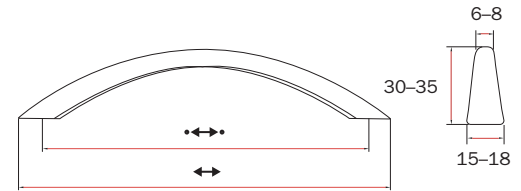


C 9767-128-SGR



D 9767-128-BBR

Part No.	↔↔↔	↔↔
Brushed Nickel (BNI)		
A 9767-128-BNI	128	157
9767-160-BNI	160	189
9767-256-BNI	256	295
9767-320-BNI	320	360
Polished Chrome (PC)		
B 9767-128-PC	128	157
9767-160-PC	160	189
9767-256-PC	256	295
9767-320-PC	320	360
Stone Grey (SGR)		
C 9767-128-SGR	128	157
9767-160-SGR	160	189
9767-256-SGR	256	295
9767-320-SGR	320	360
Brushed Brass (BBR)		
D 9767-128-BBR	128	157
9767-160-BBR	160	189
9767-256-BBR	256	295
9767-320-BBR	320	360



FINISHES



Part No.	↔↔↔	↔↔
Brushed Nickel (BNI)		
9370-BNI	-	40
9370-96-BNI	96	138
A 9370-128-BNI	128	171
9370-160-BNI	160	201
B 9370-192-BNI	192	244
9370-256-BNI	256	299
9370-320-BNI	320	361
9370-448-BNI	448	488
Polished Chrome (PC)		
9370-PC	-	40
9370-96-PC	96	138
C 9370-128-PC	128	171
9370-160-PC	160	201
D 9370-192-PC	192	244
9370-256-PC	256	299
9370-320-PC	320	361
9370-448-PC	448	488
Brushed Brass (BBR)		
9370-BBR	-	40
9370-96-BBR	96	138
E 9370-128-BBR	128	171
9370-160-BBR	160	201
F 9370-192-BBR	192	244
9370-256-BBR	256	299
9370-320-BBR	320	361
9370-448-BBR	448	488

9370-128-BNI **A**



9370-192-BNI **B**



9370-128-PC **C**



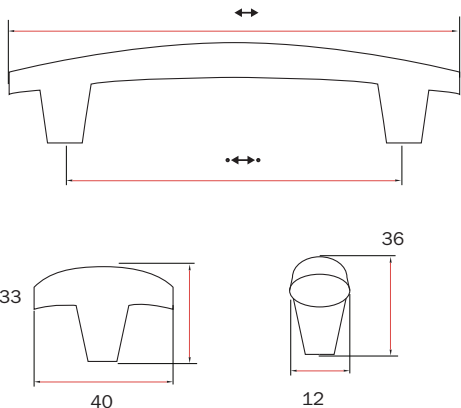
9370-192-PC **D**



9370-128-BBR **E**



9370-192-BBR **F**



FINISHES



A 9370-BVB

B 9370-96-BVB

C 9370-160-BVB

D 9370-192-BVB

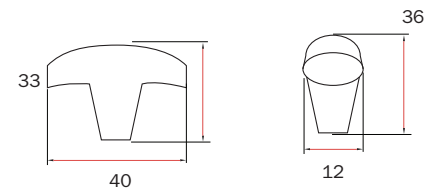
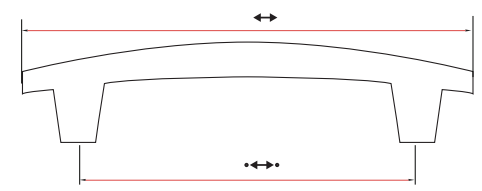
E 9370-MBBS

F 9370-96-MBBS

G 9370-160-MBBS

H 9370-192-MBBS

Part No.	↔↔↔	↔↔
Venetian Bronze (BVB)		
A 9370-BVB	-	40
B 9370-96-BVB	96	138
9370-128-BVB	128	171
C 9370-160-BVB	160	201
D 9370-192-BVB	192	244
9370-256-BVB	256	299
9370-320-BVB	320	361
9370-448-BVB	448	488
Matte Brushed Black Silver (MBBS)		
E 9370-MBBS	-	40
F 9370-96-MBBS	96	138
9370-128-MBBS	128	171
G 9370-160-MBBS	160	201
H 9370-192-MBBS	192	244
9370-256-MBBS	256	299
9370-320-MBBS	320	361
9370-448-MBBS	448	488



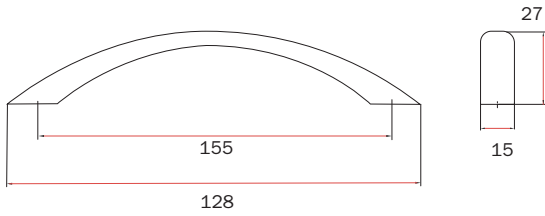
Alumina

FINISHES

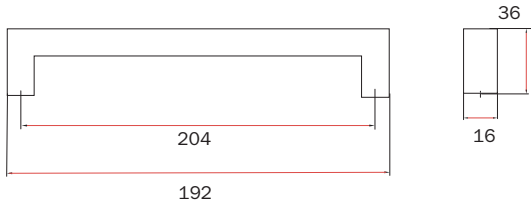
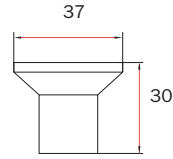


BSN

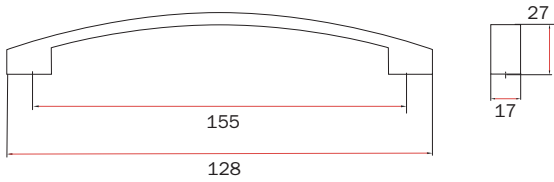
Part No.	↔↔↔	↔↔
Brushed Satin Nickel (BSN)		
A 9357-37-BSN	-	37
B 9350-128-BSN	128	155
C 9352-192-BSN	192	204
D 9353-128-BSN	128	155
E 9354-160-BSN	160	168



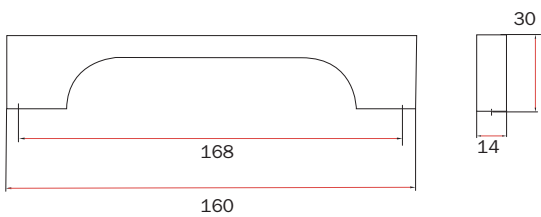
9357-37-BSN **A**



9350-128-BSN **B**



9353-128-BSN **D**



9354-160-BSN **E**



FINISHES



A 9366-128-BNI



B 9366-128-PC

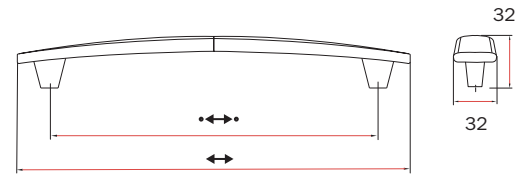


C 9366-256-BNI



D 9366-256-PC

Part No.	↔↔↔	↔↔
Brushed Nickel (BNI)		
A 9366-128-BNI	128	168
9366-192-BNI	192	230
C 9366-256-BNI	256	294
9370-320-BNI	320	358
Polished Chrome (PC)		
B 9366-128-PC	128	168
9366-192-PC	192	230
D 9366-256-PC	256	294
9370-320-PC	320	358



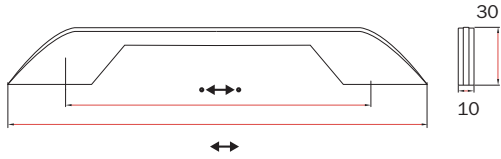
Stannard



FINISHES



Part No.	↔↔↔	↔↔
Brushed Nickel (BNI)		
A 9371-96-BNI	96	181
9371-128-BNI	128	214
C 9371-160-BNI	160	238
9371-256-BNI	256	335
Polished Chrome (PC)		
B 9371-96-PC	96	181
9371-128-PC	128	214
D 9371-160-PC	160	238
9371-256-PC	256	335



9371-96-BNI **A**



9371-96-PC **B**




9371-160-BNI **C**



9371-160-PC **D**



FINISHES

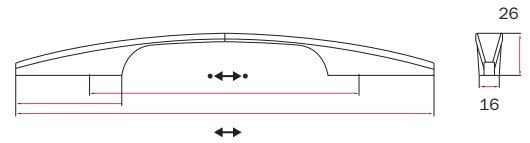


A 9368-160-BNI



B 9368-160-PC

Part No.	↔↔↔	↔↔
Brushed Nickel (BNI)		
9368-128-BNI	128	248
A 9368-160-BNI	160	272
9368-256-BNI	256	304
9368-320-BNI	320	410
Polished Chrome (PC)		
9368-128-PC	128	248
B 9368-160-PC	160	272
9368-256-PC	256	304
9368-320-PC	320	410




C 8111-160-BSN



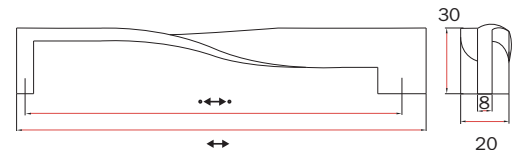
D 8111-160-PC

Twist

FINISHES



Part No.	↔↔↔	↔↔
Brushed Satin Nickel (BSN)		
D 8111-160-BSN	160	170
8111-192-BSN	192	202
Polished Chrome (PC)		
C 8111-160-PC	160	170
8111-192-PC	192	202

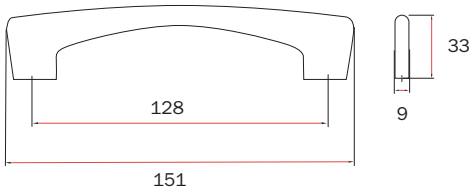


Brunswick

FINISHES



Part No.	↔↔↔	↔↔
Brushed Nickel (BNI)		
A 8103-128-BNI	128	151
Gunmetal Grey (GMG)		
B 8103-128-GMG	128	151
Polished Chrome (PC)		
C 8103-128-PC	128	151



8103-128-BNI **A**



8103-128-GMG **B**



8103-128-PC **C**

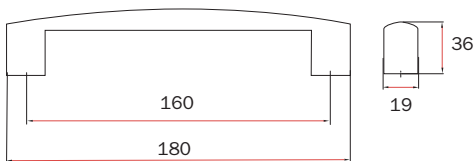


Astra

FINISHES



Part No.	↔↔↔	↔↔
Brushed Nickel (BNI)		
D 8102-160-BNI	160	180
Gunmetal Grey (GMG)		
E 8102-160-GMG	160	180
Polished Chrome (PC)		
F 8102-160-PC	160	180



8102-160-BNI **D**




8102-160-GMG **E**



8102-160-PC **F**



FINISHES



A 8105-128-BNI



B 8105-192-BNI



C 8105-128-PC



D 8105-192-PC

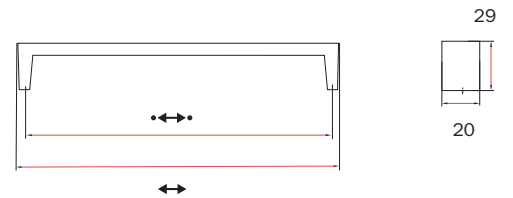


E 8105-128-AB



F 8105-192-AB


Part No.	↔↔↔	↔↔
Brushed Nickel (BNI)		
A 8105-128-BNI	128	136
B 8105-192-BNI	192	200
Polished Chrome (PC)		
C 8105-128-PC	128	136
D 8105-192-PC	192	200
Antique Brass (AB)		
E 8105-128-AB	128	136
F 8105-192-AB	192	200



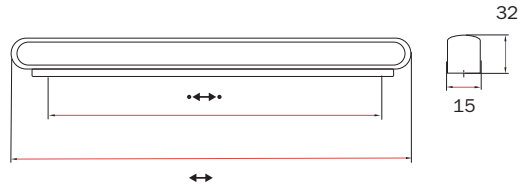
Huntington




FINISHES



Part No.	↔↔↔	↔↔
Brushed Nickel (BNI)		
A 8100-128-BNI	128	171
C 8100-288-BNI	288	332
Polished Chrome (PC)		
B 8100-128-PC	128	171
D 8100-288-PC	288	332



FINISHES



A 9768-96-PC

B 9768-96-BNI

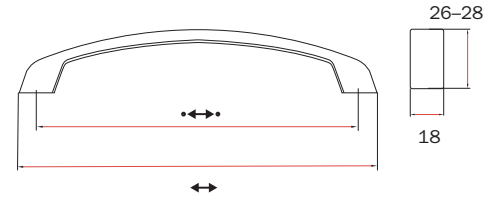
C 9768-160-PC

D 9768-256-BNI

Part No.	↔↔↔	↔↔
Brushed Nickel (BNI)		

B 9768-96-BNI	96	122
9768-128-BNI	128	154
9768-160-BNI	160	186
D 9768-256-BNI	256	282

Polished Chrome (PC)		
A 9768-96-PC	96	122
9768-128-PC	128	154
C 9768-160-PC	160	186
9768-256-PC	256	282



E 9769-96-BNI


F 9769-128-PC

G 9769-160-BNI

H 9769-256-PC

Juno

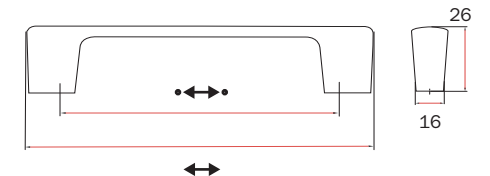
FINISHES



Part No.	↔↔↔	↔↔
Brushed Nickel (BNI)		

E 9769-96-BNI	96	120
9769-128-BNI	128	150
G 9769-160-BNI	160	182
9769-256-BNI	256	277

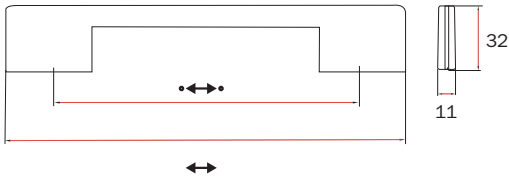
Polished Chrome (PC)		
9769-96-PC	96	120
F 9769-128-PC	128	150
9769-160-PC	160	182
H 9769-256-PC	256	277



FINISHES



Part No.	↔↔↔	↔↔
Brushed Nickel (BNI)		
A 9375-128-BNI	128	178
B 9375-160-BNI	160	209
9375-256-BNI	256	306
9375-320-BNI	320	371
Brushed Black Silver (BBS)		
C 9375-128-BBS	128	178
D 9375-160-BBS	160	209
9375-256-BBS	256	306
9375-320-BBS	320	371



9375-128-BNI **A**



9375-160-BNI **B**



9375-128-BBS **C**



9375-160-BBS **D**



FINISHES




BSN



A 9786-96-BSN



B 9786-128-BSN

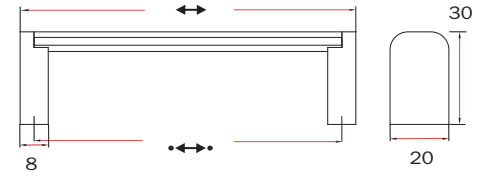


C 9786-160-BSN



D 9786-256-BSN

Part No.	↔↔↔	↔↔
Brushed Satin Nickel (BSN)		
A 9786-96-BSN	96	104
B 9786-128-BSN	128	136
C 9786-160-BSN	160	168
9786-192-BSN	192	200
D 9786-256-BSN	256	264
9786-320-BSN	320	328
9786-480-BSN	480	488



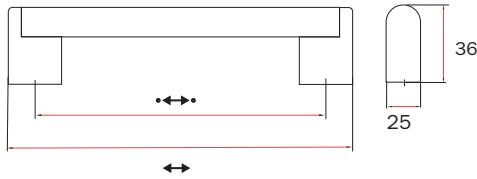
Grantchester (Hollow)



FINISHES



Part No.	↔↔↔	↔↔
Brushed Satin Nickel (BSN)		
Diameter \varnothing 14mm		
A 9668-96-BSN-HSS	96	138
9668-128-BSN-HSS	128	170
9668-160-BSN-HSS	160	202
C 9668-192-BSN-HSS	192	235
E 9668-256-BSN-HSS	256	298
9668-320-BSN-HSS	320	359
Polished Chrome (PC)		
Diameter \varnothing 14mm		
B 9668-96-PC-HSS	96	138
9668-128-PC-HSS	128	170
9668-160-PC-HSS	160	202
D 9668-192-PC-HSS	192	235
F 9668-256-PC-HSS	256	298
9668-320-PC-HSS	320	359



9668-96-BSN-HSS **A**



9668-96-PC-HSS **B**



9668-192-BSN-HSS **C**



9668-192-PC-HSS **D**



9668-256-BSN-HSS **E**



9668-256-PC-HSS **F**



FINISHES



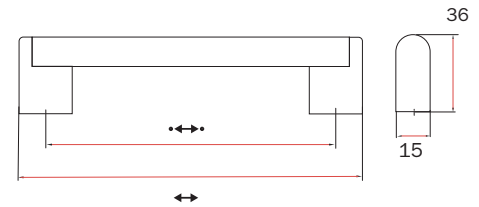
BSN



A 9668-96-BSN

B 9668-128-BSN

Part No.	↔↔↔	↔↔
Brushed Satin Nickel (BSN)	Diameter \varnothing 14mm	
A 9668-96-BSN	96	138
B 9668-128-BSN	128	170
9668-160-BSN	160	202
9668-192-BSN	192	235
9668-256-BSN	256	298



Tanfield

FINISHES



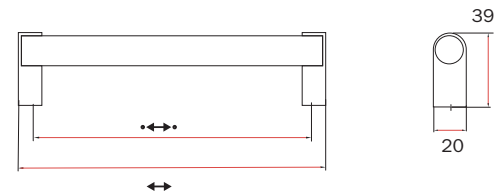
BSN



C 9785-128-BSN

D 9785-192-BSN

Part No.	↔↔↔	↔↔
Brushed Satin Nickel (BSN)		
C 9785-128-BSN	128	144
9785-160-BSN	160	176
D 9785-192-BSN	192	208
9785-224-BSN	224	240
9785-320-BSN	320	336
9785-480-BSN	480	496



Bar Pull



FINISHES



BNI SSS HSS

Part No.	↔↔↔	↔↔
Brushed Nickel (BNI) Diameter \varnothing 10mm		
9313-96-BNI	96	160
A 9313-128-BNI	128	208
9313-160-BNI	160	240
9313-192-BNI	192	272
Hollow Stainless Steel (HSS) Diameter \varnothing 14mm		
9440-40-SSS	-	40
B 9440-96-HSS	96	160
9440-128-HSS	128	208
C 9440-192-HSS	192	272
D 9440-256-HSS	256	336
9440-320-HSS	320	400
9440-416-HSS	416	496
9440-480-HSS	480	560
9440-544-HSS	544	624
9440-640-HSS	640	720
9440-768-HSS	768	848
Solid Stainless Steel (SSS) Diameter \varnothing 12mm		
9441-40-SSS	-	40
9441-96-SSS	96	160
9441-128-SSS	128	208
9441-160-SSS	160	240
9441-192-SSS	192	272
9441-256-SSS	256	336
9441-320-SSS	320	400
9441-416-SSS	416	496
9441-480-SSS	480	560
9441-544-SSS	544	624
9441-640-SSS	640	720
9441-768-SSS	768	848

9313-128-BNI **A**



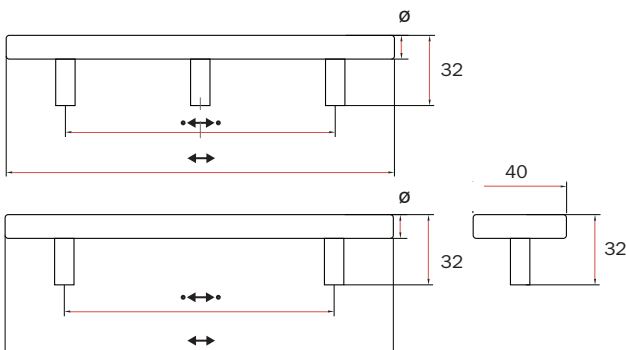
9440-96-HSS **B**




9440-192-HSS **C**



9440-256-HSS **D**



FINISHES



A 9303-96-BSN

B 9303-128-BSN



C 9303-96-PC

D 9303-128-PC



E 9303-128-DBK

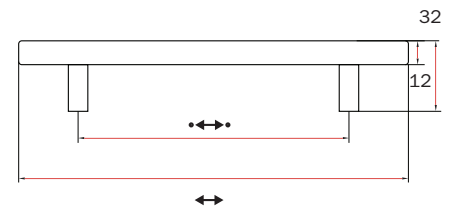
F 9303-160-DBK



G 9303-128-EOA-N

H 9303-160-EOA-N

Part No.	↔↔↔	↔↔
Brushed Satin Nickel (BSN)		
9303-76-BSN	76	140
A 9303-96-BSN	96	158
B 9303-128-BSN	128	190
9303-160-BSN	160	224
9303-192-BSN	192	256
9303-256-BSN	256	320
9303-320-BSN	320	384
Polished Chrome (PC)		
9303-76-PC	76	140
C 9303-96-PC	96	158
D 9303-128-PC	128	190
9303-160-PC	160	224
9303-192-PC	192	256
9303-256-PC	256	320
9303-320-PC	320	384
Matte Black (DBK)		
9303-96-DBK	96	158
E 9303-128-DBK	128	190
F 9303-160-DBK	160	224
9303-192-DBK	192	256
Oil-Rubbed Bronze (EOA-N)		
9303-96-EOA-N	96	158
G 9303-128-EOA-N	128	190
H 9303-160-EOA-N	160	224
9303-192-EOA-N	192	256



TRANSITI



Project Design: SmithErickson Designs, Calgary AB.
Photography: Michelle Johnson


ONAL



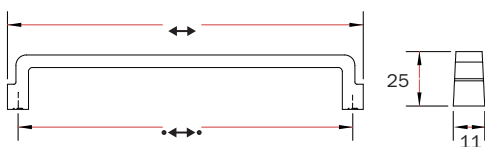
Project Design & Photography:
Aberdeen Interiors and
Interiors by Natalie, Hamilton ON

The Transitional lineup bridges the gap between Contemporary and Classic styles. Comprised of smooth, sleek lines and old-fashioned detail, the transitional category cohesively blends yesterday with tomorrow, giving you the very best of today.


FINISHES



Part No.	↔↔	↔
Anthracite (AG)		
A 8961-160-AG	160	170
8961-320-AG	320	330
Brushed Satin Nickel (BSN)		
B 8961-160-BSN	160	170
8961-320-BSN	320	330
Matte Black (DBK)		
C 8961-160-DBK	160	170
8961-320-DBK	320	330
Clay Grey (CGR)		
D 8961-160-CGR	160	170
8961-320-CGR	320	330
Copper Metallic (COM)		
E 8961-160-COM	160	170
8961-320-COM	320	330
Polished Chrome (PC)		
F 8961-160-PC	160	170
8961-320-PC	320	330




FINISHES



A 9263-160-PN



B 9263-160-DBK

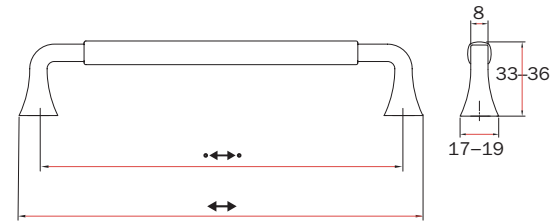


C 9263-160-AI



D 9263-160-CHG


Part No.	•••••	•••
Brushed Nickel (BNI)		
9263-128-BNI	128	145
9263-160-BNI	160	177
9263-256-BNI	256	274
Polished Nickel (PN)		
9263-128-PN	128	145
A 9263-160-PN	160	177
9263-256-PN	256	274
Matte Black (DBK)		
9263-128-DBK	128	145
B 9263-160-DBK	160	177
9263-256-DBK	256	274
Atomic Iron (AI)		
9263-128-AI	128	145
C 9263-160-AI	160	177
9263-256-AI	256	274
Champagne (CHG)		
9263-128-CHG	128	145
D 9263-160-CHG	160	177
9263-256-CHG	256	274



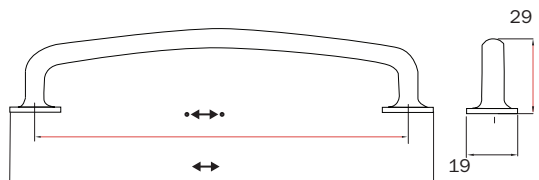
Ashdale



FINISHES



Part No.	↔↔↔	↔↔
Brushed Nickel (BNI)		
A 9636-96-BNI	96	116
B 9636-128-BNI	128	149
9636-160-BNI	160	181
9636-192-BNI	192	213
Polished Chrome (PC)		
C 9636-96-PC	96	116
D 9636-128-PC	128	149
9636-160-PC	160	181
9636-192-PC	192	213
Matte Black (DBK)		
E 9636-96-DBK	96	116
F 9636-128-DBK	128	149
9636-160-DBK	160	181
9636-192-DBK	192	213
Brushed Brass (BBR)		
G 9636-96-BBR	96	116
H 9636-128-BBR	128	149
9636-160-BBR	160	181
9636-192-BBR	192	213



9636-96-BNI **A**



9636-128-BNI **B**



9636-96-PC **C**



9636-128-PC **D**



9636-96-DBK **E**



9636-128-DBK **F**



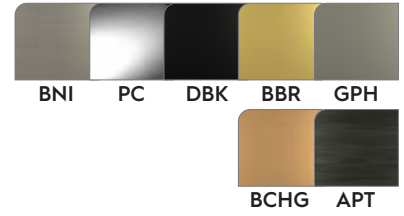
9636-96-BBR **G**



9636-128-BBR **H**



FINISHES



A 9636-96-GPH

B 9636-128-GPH



C 9636-96-APT

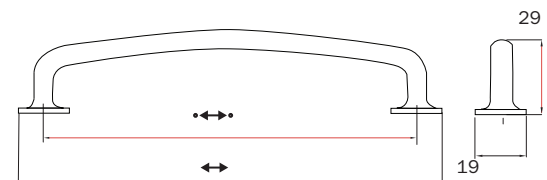
D 9636-128-APT



E 9636-96-BCHG


F 9636-128-BCHG

Part No.	↔↔↔	↔↔
Graphite (GPH)		
A 9636-96-GPH	96	116
B 9636-128-GPH	128	149
9636-160-GPH	160	181
9636-192-GPH	192	213
Antique Pewter (APT)		
C 9636-96-APT	96	116
D 9636-128-APT	128	149
9636-160-APT	160	181
9636-192-APT	192	213
Bronze Champagne (BCHG)		
E 9636-96-BCHG	96	116
F 9636-128-BCHG	128	149
9636-160-BCHG	160	181
9636-192-BCHG	192	213

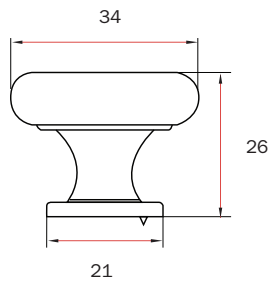


Claremont

FINISHES



Part No.	↔↔↔	↔↔
Brushed Nickel (BNI)		
9627-BNI	-	34
Polished Chrome (PC)		
A 9627-PC	-	34
Matte Black (DBK)		
B 9627-DBK	-	34
Antique Pewter (APT)		
9627-APT	-	34
Graphite (GPH)		
C 9627-GPH	-	34
Bronze Champagne (BCHG)		
D 9627-BCHG	-	34
Brushed Brass (BBR)		
9627-BBR	-	34



9627-PC **A**



9627-DBK **B**




9627-GPH **C**



9627-BCHG **D**



FINISHES



A 9628-GPH



B 9628-APT



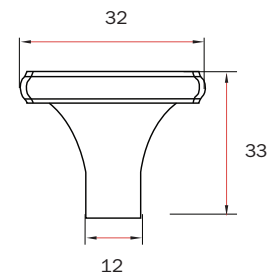
C 9628-DBK



D 9628-BBR




Part No.	↔↔↔	↔↔
Brushed Nickel (BNI)		
9628-BNI	-	32
Graphite (GPH)		
A 9628-GPH	-	32
Antique Pewter (APT)		
B 9628-APT	-	32
Matte Black (DBK)		
C 9628-DBK	-	32
Polished Chrome (PC)		
9628-PC	-	32
Bronze Champagne (BCHG)		
9628-BCHG	-	32
Brushed Brass (BBR)		
D 9628-BBR	-	32



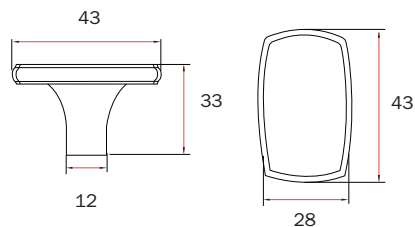
Grange



FINISHES



Part No.	↔↔↔	↔↔
Brushed Nickel (BNI)		
A 9629-BNI	-	43
Polished Chrome (PC)		
B 9629-PC	-	43
Matte Black (DBK)		
C 9629-DBK	-	43
Antique Pewter (APT)		
D 9629-APT	-	43
Graphite (GPH)		
E 9629-GPH	-	43
Bronze Champagne (BCHG)		
F 9629-BCHG	-	43
Brushed Brass (BBR)		
G 9629-BBR	-	43



9629-BNI **A**



9629-PC **B**



9629-DBK **C**



9629-APT **D**



9629-GPH **E**




9629-BCHG **F**



9629-BBR **G**



FINISHES



A 9637-128-BNI



B 9637-128-PC

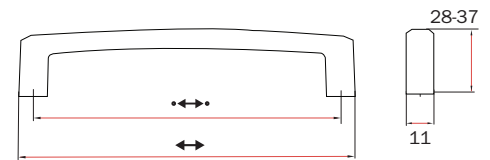


C 9637-128-GPH



D 9637-128-BCHG

Part No.	↔↔↔	↔↔
Brushed Nickel (BNI)		
A 9637-128-BNI	128	140
9637-192-BNI	192	204
9637-256-BNI	256	268
9637-352-BNI	352	363
Polished Chrome (PC)		
B 9637-128-PC	128	140
9637-192-PC	192	204
9637-256-PC	256	268
9637-352-PC	352	363
Graphite (GPH)		
C 9637-128-GPH	128	140
9637-192-GPH	192	204
9637-256-GPH	256	268
9637-352-GPH	352	363
Bronze Champagne (BCHG)		
D 9637-128-BCHG	128	140
9637-192-BCHG	192	204
9637-256-BCHG	256	268
9637-352-BCHG	352	363

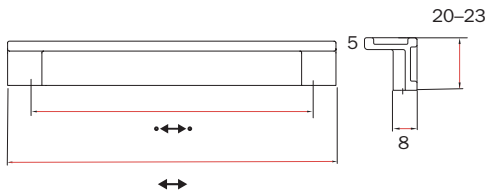


Concrete


FINISHES




Part No.	↔↔↔	↔↔
Black with Copper Trim (AC)		
A 9265-160-AC	160	177
9265-256-AC	320	337
Modern Antique Iron (MAI)		
B 9265-160-MAI	160	177
9265-256-MAI	320	337
Matte Black (DBK)		
C 9265-160-DBK	160	177
9265-256-DBK	320	337
Oil-Rubbed Bronze (BRH)		
D 9265-160-BRH	160	177
9265-256-BRH	320	337




9265-160-AC **A**




9265-160-MAI **B**



9265-160-DBK **C**



9265-160-BRH **D**



FINISHES

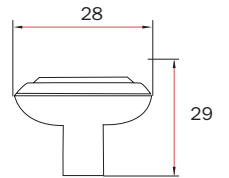


A 8116-BSN

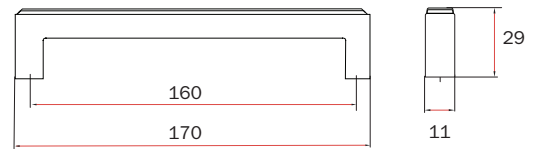


B 8116-PC

Part No.	↔↔↔	↔↔
Brushed Satin Nickel (BSN)		
A 8116-BSN	-	28
C 8115-160-BSN	160	170
Polished Chrome (PC)		
B 8116-PC	-	28
D 8115-160-PC	160	170



C 8115-160-BSN



D 8115-160-PC

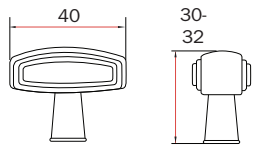
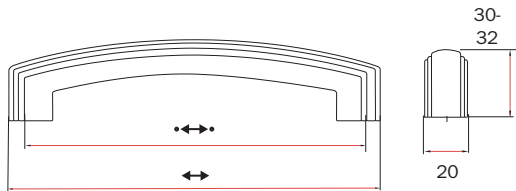
Montague



FINISHES



Part No.	↔↔↔	↔↔
Brushed Nickel (BNI)		
A 9631-BNI	-	40
B 9631-96-BNI	96	108
9631-128-BNI	128	140
9631-160-BNI	160	172
Polished Chrome (PC)		
C 9631-PC	-	40
D 9631-96-PC	96	108
9631-128-PC	128	140
9631-160-PC	160	172
Antique Pewter (APT)		
E 9631-APT	-	40
F 9631-96-APT	96	108
9631-128-APT	128	140
9631-160-APT	160	172



9631-BNI **A**



9631-96-BNI **B**



9631-PC **C**



9631-96-PC **D**




9631-APT **E**



9631-96-APT **F**



FINISHES



A 9631-BEOA



B 9631-128-BEOA



C 9631-160-BEOA



D 9631-BBR

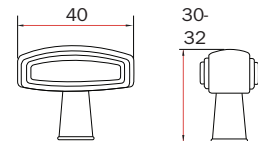
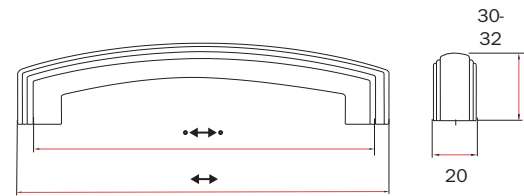


E 9631-128-BBR



F 9631-160-BBR


Part No.	↔↔↔	↔↔
Brushed Oil-Rubbed Bronze (BEOA)		
A 9631-BEOA	-	40
9631-96-BEOA	96	108
B 9631-128-BEOA	128	140
C 9631-160-BEOA	160	172
Brushed Brass (BBR)		
D 9631-BBR	-	40
9631-96-BBR	96	108
E 9631-128-BBR	128	140
F 9631-160-BBR	160	172



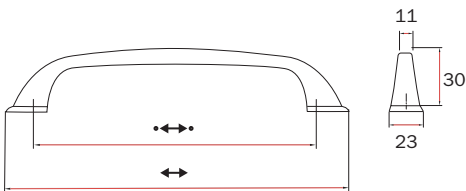
Senza



FINISHES



Part No.	↔↔↔	↔↔
Brushed Nickel (BNI)		
A 9765-128-BNI	128	160
B 9765-160-BNI	160	192
9765-256-BNI	256	288
9765-320-BNI	320	355
Polished Chrome (PC)		
C 9765-128-PC	128	160
D 9765-160-PC	160	192
9765-256-PC	256	288
9765-320-PC	320	355
Matte Black (DBK)		
E 9765-128-DBK	128	160
F 9765-160-DBK	160	192
9765-256-DBK	256	288
9765-320-DBL	320	355
Stone Grey (SGR)		
G 9765-128-SGR	128	160
H 9765-160-SGR	160	192
9765-256-SGR	256	288
9765-320-SGR	320	355



9765-128-BNI **A**

9765-160-BNI **B**

9765-128-PC **C**

9765-160-PC **D**

9765-128-DBK **E**


9765-160-DBK **F**

9765-128-SGR **G**

9765-160-SGR **H**



FINISHES



A 9765-128-BVB

B 9765-160-BVB

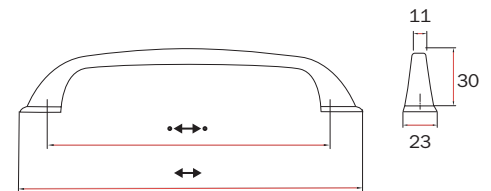
C 9765-128-MBBS

D 9765-160-MBBS

E 9765-128-BBR

F 9765-160-BBR


Part No.	↔↔↔	↔↔
Brushed Venetian Bronze (BVB)		
A 9765-128-BVB	128	160
B 9765-160-BVB	160	192
9765-256-BVB	256	288
9765-320-BVB	320	355
Matte Brushed Black/Silver (MBBS)		
C 9765-128-MBBS	128	160
D 9765-160-MBBS	160	192
9765-256-MBBS	256	288
9765-320-MBBS	320	355
Brushed Brass (BBR)		
E 9765-128-BBR	128	160
F 9765-160-BBR	160	192
9765-256-BBR	256	288
9765-320-BBR	320	355



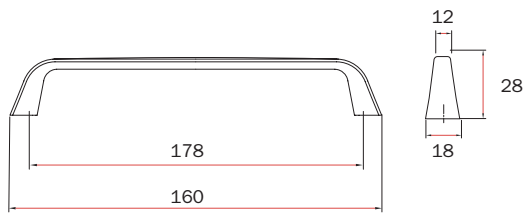
Brook



FINISHES



Part No.	↔↔↔	↔↔
Brushed Nickel (BNI)		
A 9266-160-BNI	160	178
Polished Chrome (PC)		
B 9266-160-PC	160	178
Black Nickel (NB)		
C 9266-160-NB	160	178
Matte Black (DBK)		
D 9266-160-DBK	160	178
Atomic Iron (AI)		
E 9266-160-AI	160	178
Champagne (CHG)		
9266-160-CHG	160	178



9266-160-BNI **A**



9266-160-PC **B**



9266-160-NB **C**



9266-160-DBK **D**



9266-160-AI **E**



FINISHES



A 9766-BNI



B 9766-128-BNI



C 9766-128-PC



D 9766-128-DBK



E 9766-160-DBK



F 9766-SGR

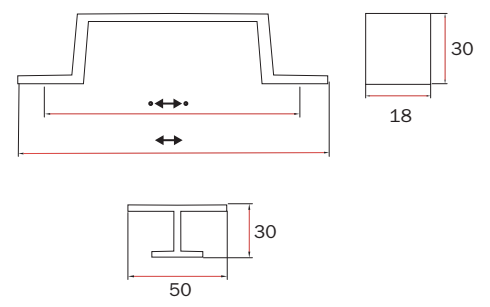


G 9766-128-SGR



H 9766-160-SGR

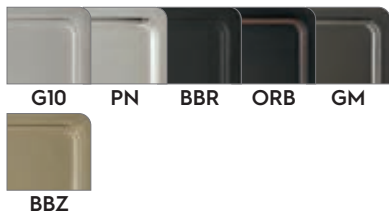
Part No.	↔↔↔	↔↔
Brushed Nickel (BNI)		
A 9766-BNI	-	50
B 9766-128-BNI	128	190
9766-160-BNI	160	222
9766-256-BNI	256	338
9766-320-BNI	320	412
Polished Chrome (PC)		
9766-PC	-	50
C 9766-128-PC	128	190
9766-160-PC	160	222
9766-256-PC	256	338
9766-320-PC	320	412
Matte Black (DBK)		
9766-DBK	-	50
D 9766-128-DBK	128	190
E 9766-160-DBK	160	222
9766-256-DBK	256	338
9766-320-DBK	320	412
Stone Grey (SGR)		
F 9766-SGR	-	50
G 9766-128-SGR	128	190
H 9766-160-SGR	160	222
9766-256-SGR	256	338
9766-320-SGR	320	412



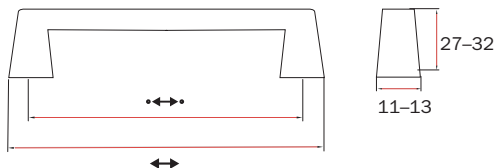
Blackrock



FINISHES



Part No.	↔↔↔	↔↔
Satin Nickel (G10)		
A A55275G10	76	95
A55276G10	96	117
B A55277G10	128	151
A55278G10	160	184
Polished Nickel (PN)		
A55275PN	76	95
A55276PN	96	117
A55277PN	128	151
A55278PN	160	184
Black Bronze (BBR)		
C A55275BBR	76	95
A55276BBR	96	117
D A55277BBR	128	151
A55278BBR	160	184
Oil-Rubbed Bronze (ORB)		
E A55275ORB	76	95
A55276ORB	96	117
F A55277ORB	128	151
A55278ORB	160	184
Golden Champagne (BBZ)		
G A55275BBZ	76	95
A55276BBZ	96	117
H A55277BBZ	128	151
A55278BBZ	160	184
Gunmetal (GM)		
A55275GM	76	95
A55276GM	96	117
A55277GM	128	151
A55278GM	160	184



FINISHES



A55271G10 **A**



A55270PN **B**



A55271BBR **C**



A55270ORB **D**

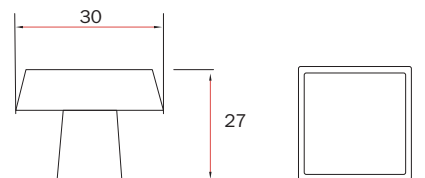
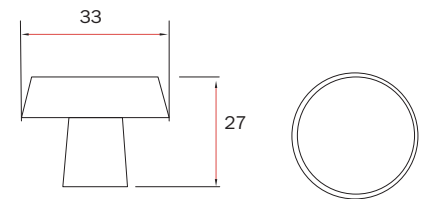


A55271BBZ **E**



A55270GM **F**


Part No.	↔↔↔	↔↔
Satin Nickel (G10)		
A55270G10	-	33
A A55271G10	-	30
Polished Nickel (PN)		
B A55270PN	-	33
A55271PN	-	30
Black Bronze (BBR)		
A55270BBR	-	33
C A55271BBR	-	30
Oil-Rubbed Bronze (ORB)		
D A55270ORB	-	33
A55271ORB	-	30
Golden Champagne (BBZ)		
A55270BBZ	-	33
E A55271BBZ	-	30
Gunmetal (GM)		
F A55270GM	-	33
A55271GM	-	30



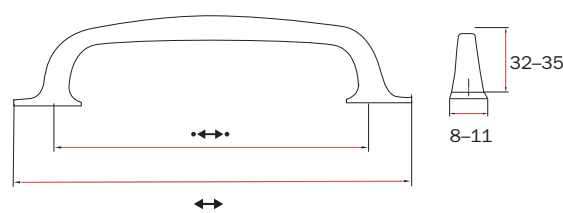
Westerly



FINISHES



Part No.	↔↔↔	↔↔
Satin Nickel (G10)		
A A53719G10	76	108
A53720G10	96	128
B A53721G10	128	159
A53722G10	160	192
Polished Nickel (PN)		
A53719PN	76	108
A53720PN	96	128
A53721PN	128	159
A53721PN	160	192
Black Bronze (BBR)		
C A53719BBR	76	108
D A53720BBR	96	128
A53721BBR	128	159
A53722BBR	160	192
Oil-Rubbed Bronze (ORB)		
E A53719ORB	76	108
A53720ORB	96	128
F A53721ORB	128	159
A53722ORB	160	192



A53719G10 **A**



A53721G10 **B**

A53719BBR **C**



A53720BBR **D**

A53719ORB **E**



A53721ORB **F**

FINISHES



A A53719GPH



B A53719BBZ



C A53718G10



D A53718PN



E A53718BBR



F A53718ORB

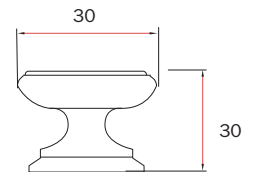


G A53718GPH



H A53718BBZ

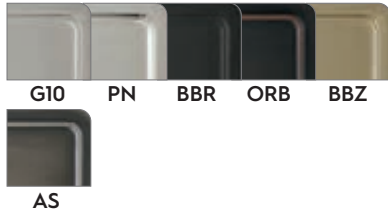
Part No.	↔↔↔	↔↔
Graphite (GPH)		
A A53719GPH	76	108
A53720GPH	96	128
A53721GPH	128	159
A53722GPH	160	192
Golden Champagne (BBZ)		
B A53719BBZ	76	108
A53720BBZ	96	128
A53721BBZ	128	159
A53722BBZ	160	192
Satin Nickel (G10)		
C A53718G10	-	30
Polished Nickel (PN)		
D A53718PN	-	30
Black Bronze (BBR)		
E A53718BBR	-	30
Oil-Rubbed Bronze (ORB)		
F A53718ORB	-	30
Graphite (GPH)		
G A53718GPH	-	30
Golden Champagne (BBZ)		
H A53718BBZ	-	30



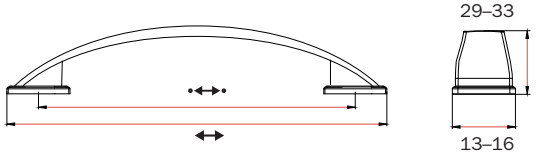
Candler



FINISHES



Part No.	↔↔↔	↔↔
Satin Nickel (G10)		
A A29349G10	76	111
A29355G10	96	132
B A29363G10	128	167
A29364G10	160	202
Polished Nickel (PN)		
A29349PN	76	111
A29355PN	96	132
A29363PN	128	167
A29364PN	160	202
Black Bronze (BBR)		
C A29349BBR	76	111
A29355BBR	96	132
D A29363BBR	128	167
A29364BBR	160	202
Oil-Rubbed Bronze (ORB)		
E A29349ORB	76	111
A29355ORB	96	132
F A29363ORB	128	167
A29364ORB	160	202
Golden Champagne (BBZ)		
A29349BBZ	76	111
A29355BBZ	96	132
A29363BBZ	128	167
A29364BBZ	160	202



A29349G10 **A**



A29363G10 **B**



A29349BBR **C**



A29363BBR **D**



A29349ORB **E**



A29363ORB **F**



FINISHES



A A29349AS

B A29363AS



C A29340ORB

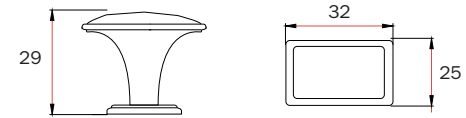


D A29340BBZ



E A29340AS

Part No.	↔↔↔	↔↔
Antique Silver (AS)		
A A29349AS	76	111
A29355AS	96	132
B A29363AS	128	167
A29364AS	160	202
Satin Nickel (G10)		
A29340G10	-	32
Polished Nickel (PN)		
A29340PN	-	32
Bronze Black (BBR)		
A29340BBR	-	32
Oil-Rubbed Bronze (ORB)		
C A29340ORB	-	32
Golden Champagne (BBZ)		
D A29340BBZ	-	32
Antique Silver (AS)		
E A29340AS	-	32



Rochdale



FINISHES



G10 GPH

Part No. ↔ ↔

Satin Nickel (G10)

A A53716G10 96 135

Graphite (GPH)

B A53716GPH 96 135

Satin Nickel (G10)

C A53711G10 76 102

A53712G10 96 121

A53713G10 128 154

A53714G10 160 186

Graphite (GPH)

D A53711GPH 76 102

A53712GPH 96 121

A53713GPH 128 154

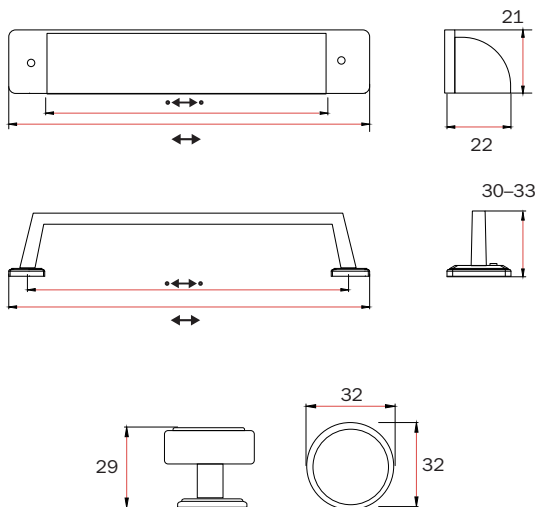
A53714GPH 160 186

Satin Nickel (G10)

E A53710G10 - 32

Graphite (GPH)

F A53710GPH - 32



A53716G10 **A**



A53716GPH **B**



A53711G10 **C**



A53711GPH **D**



A53710G10 **E**



A53710GPH **F**





Project Design: Vivid Builders, Calgary AB
Photography: Amber Elizabeth (@amber.elizabeth.photo)



CLASS



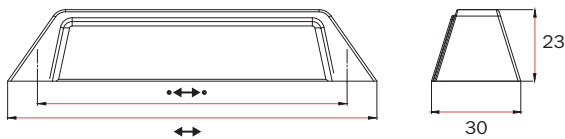
The Classic lineup consists of a variety of best-selling, traditional designs. Quickly update your current kitchen with a complementary style in one of our on-trend finishes or add a rustic touch to your newly redesigned space.

C

FINISHES



Part No.	↔↔↔	↔↔
Brushed Satin Nickel (BSN)		
9616-64-BSN	64	84
A 9616-128-BSN	128	148
Matte Black (DBK)		
9616-64-DBK	64	84
B 9616-128-DBK	128	148
Antique Iron Metallic (AIM)		
9616-64-AIM	64	84
C 9616-128-AIM	128	148
Polished Gold (PG)		
9616-64-PG	64	84
D 9616-128-PG	128	148
Polished Nickel (PN)		
9616-64-PN	64	84
E 9616-128-PN	128	148



9616-128-BSN **A**



9616-128-DBK **B**



9616-128-AIM **C**



9616-128-PG **D**



9616-128-PN **E**



FINISHES



9613-128-BSN **B**



9613-BSN **A**



9613-128-DBK **D**



9613-DBK **C**



9613-128-AIM **F**



9613-AIM **E**



9613-128-PG **H**



9613-PG **G**

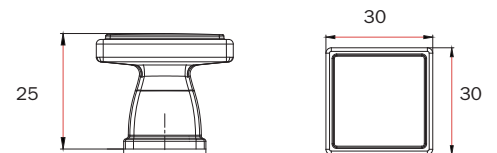
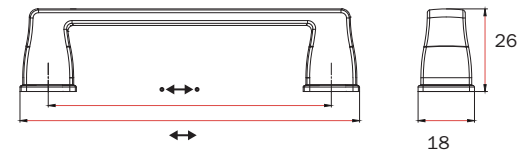


9613-128-PN **J**



9613-PN **I**

Part No.	↔↔↔	↔↔
Brushed Satin Nickel (BSN)		
A 9613-BSN	-	30
9613-128-BSN	128	141
B 9613-192-BSN	192	205
9613-256-BSN	256	269
Matte Black (DBK)		
C 9613-DBK	-	30
9613-128-DBK	128	141
D 9613-192-DBK	192	205
9613-256-DBK	256	269
Antique Iron Metallic (AIM)		
E 9613-AIM	-	30
9613-128-AIM	128	141
F 9613-192-AIM	192	205
9613-256-AIM	256	269
Polished Gold (PG)		
G 9613-PG	-	30
9613-128-PG	128	141
H 9613-192-PG	192	205
9613-256-PG	256	269
Polished Nickel (PN)		
I 9613-PN	-	30
9613-128-PN	128	141
J 9613-192-PN	192	205
9613-256-PN	256	269

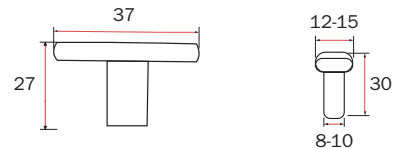
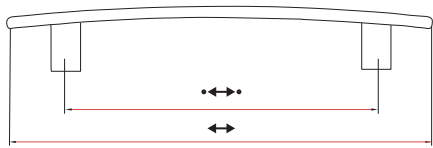


FINISHES



Part No.	↔↔↔	↔↔
Brushed Satin Nickel (BSN)		
A 9560-BSN	-	37
B 9560-96-BSN	96	163
9560-128-BSN	128	200
C 9560-160-BSN	160	229
9560-192-BSN	192	262
9560-256-BSN	256	324
9560-320-BSN	320	389

Matte Black (DBK)		
D 9560-DBK	-	37
F 9560-96-DBK	96	163
9560-128-DBK	128	200
E 9560-160-DBK	160	229
9560-192-DBK	192	262
9560-256-DBK	256	324
9560-320-DBK	320	389



9560-BSN **A**



9560-96-BSN **B**



9560-160-BSN **C**



9560-DBK **D**




9560-96-DBK **E**



9560-160-DBK **F**



FINISHES



A 9560-128-PC



B 9560-160-PC



C 9560-128-BBR



D 9560-160-BBR

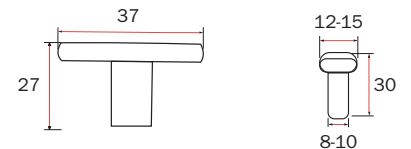
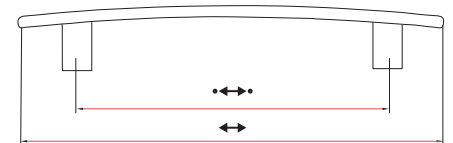


E 9560-128-GCH



F 9560-160-GCH

Part No.	↔	↔
Polished Chrome (PC)		
9560-PC	-	37
9560-96-PC	96	163
A 9560-128-PC	128	200
B 9560-160-PC	160	229
9560-192-PC	192	262
9560-256-PC	256	324
9560-320-PC	320	389
Brushed Brass (BBR)		
9560-BBR	-	37
9560-96-BBR	96	163
C 9560-128-BBR	128	200
D 9560-160-BBR	160	229
9560-192-BBR	192	262
9560-256-BBR	256	324
9560-320-BBR	320	389
Gold Champagne (GCH)		
9560-GCH	-	37
9560-96-GCH	96	163
E 9560-128-GCH	128	200
F 9560-160-GCH	160	229
9560-192-GCH	192	262
9560-256-GCH	256	324
9560-320-GCH	320	389

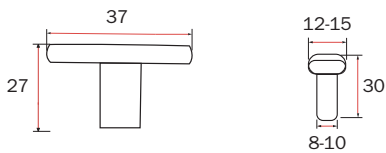
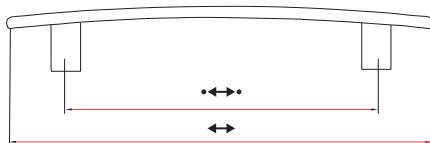


FINISHES



Part No.	↔↔↔	↔↔
Antique Copper Bronze Highlight (ACBH-D)		
A 9560-ACBH-D	-	37
B 9560-96-ACBH-D	96	163
9560-128-ACBH-D	128	200
C 9560-160-ACBH-D	160	229
9560-192-ACBH-D	192	262
9560-256-ACBH-D	256	324
9560-320-ACBH-D	320	389

Oil-Rubbed Bronze (EOA-N)		
D 9560-EOA-N	-	37
E 9560-96-EOA-N	96	163
9560-128-EOA-N	128	200
F 9560-160-EOA-N	160	229
9560-192-EOA-N	192	262
9560-256-EOA-N	256	324
9560-320-EOA-N	320	389



9560-ACBH-D **A**



9560-96-ACBH-D **B**



9560-160-ACBH-D **C**



9560-EOA-N **D**




9560-96-EOA-N **E**



9560-160-EOA-N **F**



FINISHES



A 9560-128-BCO



B 9560-160-BCO

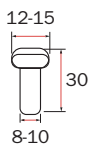
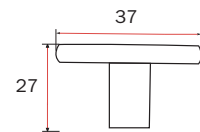
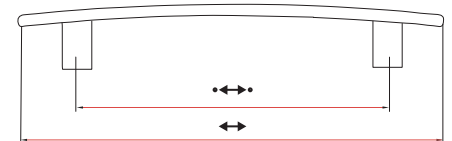


C 9560-128-RSG



D 9560-160-RSG


Part No.	↔↔↔	↔↔
Brushed Copper (BCO)		
9560-BCO	-	37
9560-96-BCO	96	163
A 9560-128-BCO	128	200
B 9560-160-BCO	160	229
9560-192-BCO	192	262
9560-256-BCO	256	324
9560-320-BCO	320	389
Rose Gold (RSG)		
9560-RSG	-	37
9560-96-RSG	96	163
C 9560-128-RSG	128	200
D 9560-160-RSG	160	229
9560-192-RSG	192	262
9560-256-RSG	256	324
9560-320-RSG	320	389



Revitalize



FINISHES



Part No.	↔↔↔	↔↔
Satin Nickel (G10)		
A A55340G10	-	30
B A55343G10	76	94
A55344G10	96	110
A55346G10	128	143
C A55347G10	160	173
Polished Nickel (PN)		
A55340PN	-	30
A55343PN	76	94
A55344PN	96	110
A55346PN	128	143
A55347PN	160	173
Black Bronze (BBR)		
D A55340BBR	-	30
E A55343BBR	76	94
A55344BBR	96	110
A55346BBR	128	143
F A55347BBR	160	173
Oil-Rubbed Bronze (ORB)		
G A55340ORB	-	30
H A55343ORB	76	94
A55344ORB	96	110
A55346ORB	128	143
I A55347ORB	160	173
Gunmetal (GM)		
A55340GM	-	30
A55343GM	76	94
A55344GM	96	110
A55346GM	128	143
A55347GM	160	173

A55340G10 **A**

A55343G10 **B**

A55346G10 **C**

A55340BBR **D**

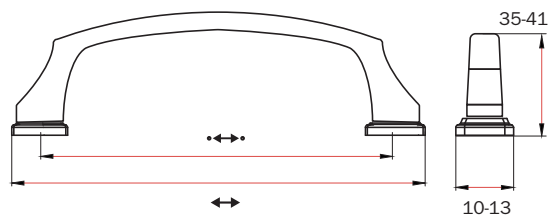
A55343BBR **E**

A55346BBR **F**

A55340ORB **G**

A55343ORB **H**

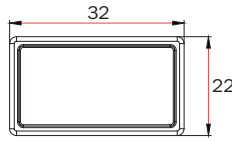
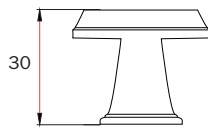
A55346ORB **I**






A A55340BBZ

B A55347BBZ



FINISHES



Part No.	↔↔↔	↔↔
Golden Champagne (BBZ)		
A A55340BBZ	-	30
A55343BBZ	76	94
A55344BBZ	96	110
A55346BBZ	128	143
B A55347BBZ	160	173
Gilded Bronze (GB)		
A55340GB	-	30
A55343GB	76	94
A55344GB	96	110
A55346GB	128	143
A55347GB	160	173



C A36629G10



D A36629PN



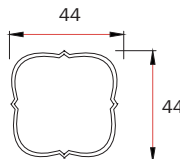
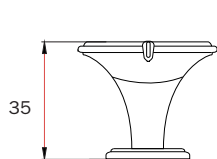
E A36629BBR



F A36629ORB



G A36629BBZ



Grace Revitalize

FINISHES



Part No.	↔↔↔	↔↔
Satin Nickel (G10)		
C A36629G10	-	44
Polished Nickel (PN)		
D A36629PN	-	44
Black Bronze (BBR)		
E A36629BBR	-	44
Oil-Rubbed Bronze (ORB)		
F A36629ORB	-	44
Golden Champagne (BBZ)		
G A36629BBZ	-	44

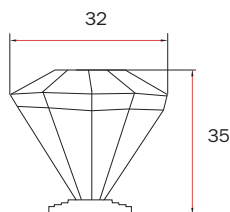
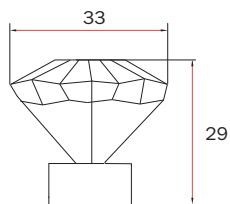
Traditional Classics



FINISHES



Part No.	↔↔↔	↔↔
Clear & Satin Nickel (CG10)		
A A14303G10	-	32
Clear & Oil-Rubbed Bronze (CORB)		
B A14303ORB	-	32
C A55268CORB	-	33
Clear & Polished Nickel (CPN)		
D A55268CPN	-	33
Clear & Black Bronze (CBBR)		
E A55268CBBR	-	33
Clear & Bronze Champagne (CBBZ)		
F A55268CBBZ	-	33



A14303G10 **A**



A14303ORB **B**



A55268CORB **C**



A55268CPN **D**



A55268CBBR **E**



A55268CBBZ **F**



FINISHES



A A36640G10

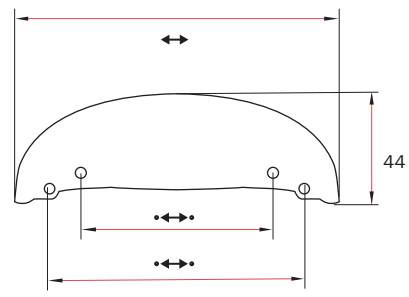
B A36640PN

C A36640ORB

D A36640GM

E A36640BBZ

Part No.	↔↔↔	↔↔
Satin Nickel (G10)		
A A36640G10	76 / 102	128
Polished Nickel (PN)		
B A36640PN	76 / 102	128
Oil-Rubbed Bronze (ORB)		
C A36640ORB	76 / 102	128
Gunmetal (GM)		
D A36640GM	76 / 102	128
Golden Champagne (BBZ)		
E A36640BBZ	76 / 102	128



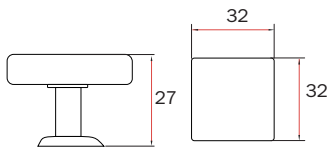
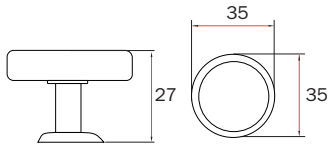
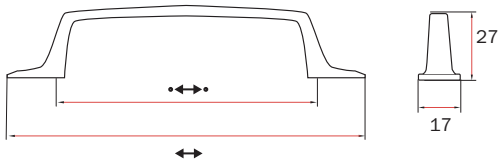
Carolyne



FINISHES



Part No.	↔↔↔	↔↔
Satin Nickel (G10)		
A A36580G10	-	35
C A36582G10	-	32
B A36584G10	96	141
A36585G10	128	173
Polished Nickel (PN)		
D A36580PN	-	35
F A36582PN	-	32
E A36584PN	96	141
A36585PN	128	173
Oil-Rubbed Bronze (ORB)		
G A36580ORB	-	35
I A36582ORB	-	32
H A36584ORB	96	141
J A36585ORB	128	173



A36580G10 **A**

A36584G10 **B**

A36582G10 **C**

A36580PN **D**

A36584PN **E**

A36582PN **F**

A36580ORB **G**

A36584ORB **H**

A36582ORB **I**

A36585ORB **J**



FINISHES



A 9776-BNI



B 9776-BEOA



C 9776-APT



D 9775-BNI

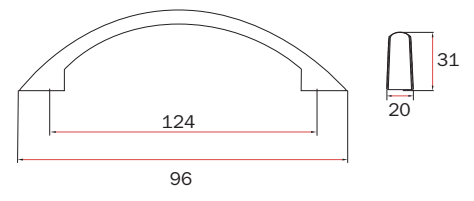
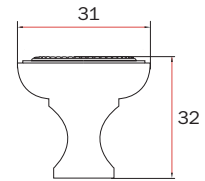


E 9775-BEOA




F 9775-APT

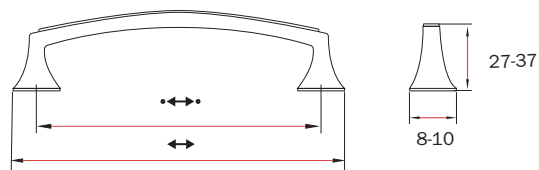
Part No.	↔↔↔	↔↔
Brushed Nickel (BNI)		
A 9776-BNI	-	31
D 9775-BNI	96	124
Brushed Oil-Rubbed Bronze (BEOA)		
B 9776-BEOA	-	31
E 9775-BEOA	96	124
Antique Pewter (APT)		
C 9776-APT	-	31
F 9775-APT	96	124



FINISHES



Part No.	↔↔↔	↔↔
Satin Nickel (G10)		
A A53030G10	76	95
A53031G10	96	116
B A53529G10	128	149
A53530G10	160	181
Polished Nickel (PN)		
A53030PN	76	95
A53031PN	96	116
A53529PN	128	149
A53530PN	160	181
Black Bronze (BBR)		
C A53030BBR	76	95
A53031BBR	96	116
D A53529BBR	128	149
A53530BBR	160	181
Oil-Rubbed Bronze (ORB)		
E A53030ORB	76	95
A53031ORB	96	116
F A53529ORB	128	149
A53530ORB	160	181
Gunmetal (GM)		
A53030GM	76	95
A53031GM	96	116
A53529GM	128	149
A53230GM	160	181



A53030G10 **A**

A53529G10 **B**

A53030BBR **C**


A53529BBR **D**

A53030ORB **E**

A53529ORB **F**



FINISHES



A A53030GB

B A53529GB

C A53030BBZ

D A53529BBZ

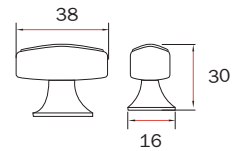
E A53029G10

F A53029BBR


G A53029BBZ

Part No.	↔↔↔	↔↔
Gilded Bronze (GB)		
A A53030GB	76	95
A53031GB	96	116
B A53529GB	128	149
A53530GB	160	181
Golden Champagne (BBZ)		
C A53030BBZ	76	95
A53031BBZ	96	116
D A53529BBZ	128	149
A53530BBZ	160	181

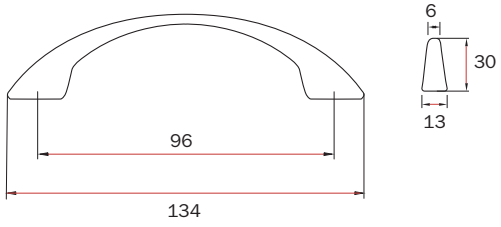
Part No.	↔↔↔	↔↔
Satin Nickel (G10)		
E A53029G10	-	32
Polished Nickel (PN)		
A53029PN	-	32
Black Bronze (BBR)		
F A53029BBR	-	32
Oil-Rubbed Bronze (ORB)		
A53029ORB	-	32
Gunmetal (GM)		
A53029GGM	-	32
Gilded Bronze (GB)		
A53029GB	-	32
Golden Champagne (BBZ)		
G A53029BBZ	-	32



FINISHES



Part No.	↔↔↔	↔↔
Brushed Nickel (BNI)		
A 9500-BNI	96	134
Polished Chrome (PC)		
B 9500-PC	96	134
Matte Black (DBK)		
C 9500-DBK	96	134
Black Nickel (NB)		
D 9500-NB	96	134
Oil-Rubbed Bronze (EOA-N)		
E 9500-EOA-N	96	134
Antique Copper Bronze Highlight (ACBH-D)		
F 9500-ACBH-D	96	134



9500-BNI **A**



9500-PC **B**



9500-DBK **C**



9500-NB **D**




9500-EOA-N **E**



9500-ACBH-D **F**



FINISHES



A 9670-BNI



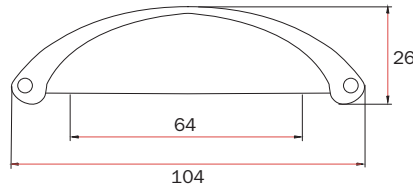
B 9670-DBK



C 9670-ASM-D



D 9670-ACBH-D



Part No.	↔↔↔	↔↔
Brushed Nickel (BNI)		
A 9670-BNI	64	104
Polished Chrome (PC)		
9670-PC	64	104
Matte Black (DBK)		
B 9670-DBK	64	104
Oil-Rubbed Bronze (EOA-N)		
9670-EOA-N	64	104
Weathered Iron (AIM-D)		
9670-AIM-D	64	104
Weathered Steel (ASM-D)		
C 9670-ASM-D	64	104
Antique Copper Bronze Highlight (ACBH-D)		
D 9670-ACBH-D	64	104

Lancer

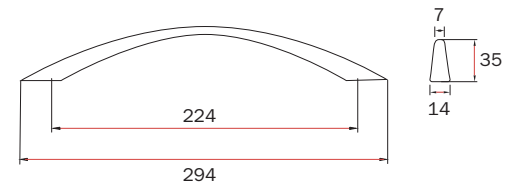
FINISHES



E 9502-BNI



F 9502-DBK




Part No.	↔↔↔	↔↔
Brushed Nickel (BNI)		
E 9502-BNI	224	294
Matte Black (DBK)		
F 9502-DBK	224	294

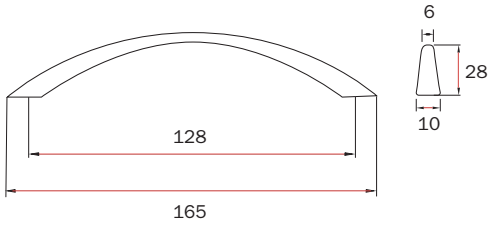
Sabre



FINISHES



Part No.	↔↔↔	↔↔
Brushed Nickel (BNI)		
A 9501-BNI	128	165
Polished Chrome (PC)		
B 9501-PC	128	165
Matte Black (DBK)		
C 9501-DBK	128	165
Black Nickel (NB)		
D 9501-NB	128	165
Weathered Iron (AIM-D)		
E 9501-AIM-D	128	165
Weathered Steel (ASM-D)		
F 9501-ASM-D	128	165



9501-BNI **A**



9501-PC **B**



9501-DBK **C**



9501-NB **D**




9501-AIM-D **E**



9501-ASM-D **F**



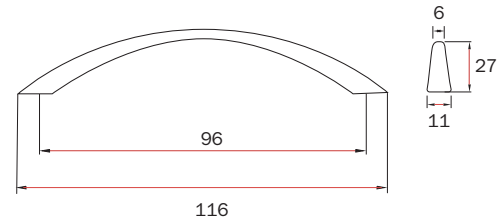
FINISHES



A 9550-BNI

B 9550-DBK

Part No.	↔↔↔	↔↔
Brushed Nickel (BNI)		
A 9550-BNI	96	116
Matte Black (DBK)		
B 9550-DBK	96	116




C 9770-BNI

D 9770-PC

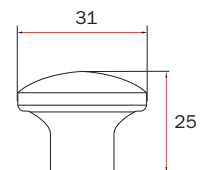
E 9770-DBK

Bayfield

FINISHES



Part No.	↔↔↔	↔↔
Brushed Nickel (BNI)		
C 9770-BNI	-	31
Polished Chrome (PC)		
D 9770-PC	-	31
Matte Black (DBK)		
E 9770-DBK	-	31

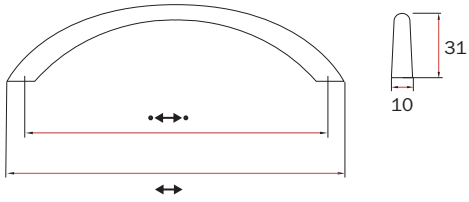


Grove

FINISHES



Part No.	↔↔↔	↔↔
Brushed Nickel (BNI)		
A 9511-BNI	128	147
Matte Black (DBK)		
B 9511-DBK	128	147



9511-BNI **A**




9511-DBK **B**

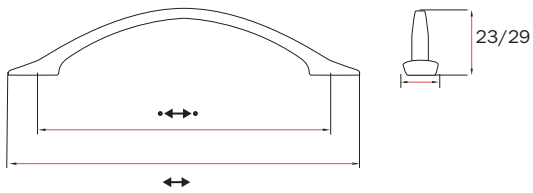


Critchfield

FINISHES



Part No.	↔↔↔	↔↔
Brushed Nickel (BNI)		
C 9662-96-BNI	96	120
9662-128-BNI	128	160
Black Nickel (NB)		
9662-96-NB	96	120
D 9662-128-NB	128	160



9662-96-BNI **C**



9662-128-NB **D**



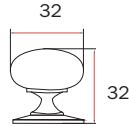
FINISHES



Cork



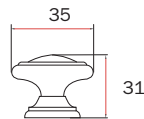
A 9100-BNI



Part No.	↔↔↔	↔↔
Brushed Nickel (BNI)		
A 9100-BNI	-	32



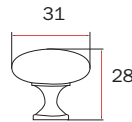
B 9105-BSN



Part No.	↔↔↔	↔↔
Brushed Satin Nickel (BSN)		
B 9105-BSN	-	35



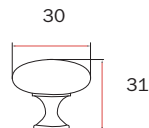
C 9107-BNI



Part No.	↔↔↔	↔↔
Brushed Nickel (BNI)		
C 9107-BNI	-	31



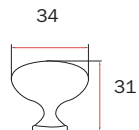
D 9663-30-BNI



Part No.	↔↔↔	↔↔
Brushed Nickel (BNI)		
D 9663-30-BNI	-	30



E 9665-34-BNI



Part No.	↔↔↔	↔↔
Brushed Nickel (BNI)		
E 9665-34-BNI	-	34

Duchess

Maywood


Appleton

Wilshire

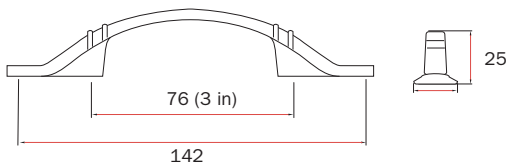
Corporal



FINISHES



Part No.	↔↔↔	↔↔
Brushed Satin Nickel (BSN)		
A 9661-BSN	76 (3")	142
Polished Chrome (PC)		
B 9661-PC	76 (3")	142
Matte Black (DBK)		
C 9661-DBK	76 (3")	142
Oil-Rubbed Bronze (EOA-N)		
D 9661-EOA-N	76 (3")	142
Weathered Iron (AIM-D)		
E 9661-AIM-D	76 (3")	142
Weathered Steel (ASM-D)		
9661-ASM-D	76 (3")	142
Antique Copper Highlight (ACBH-D)		
F 9661-ACBH-D	76 (3")	142



9661-BSN **A**



9661-PC **B**




9661-DBK **C**



9661-EOA-N **D**



9661-AIM-D **E**



9661-ACBH-D **F**

FINISHES



A 9660-BSN



B 9660-DBK



C 9660-EOA-N



D 9660-AIM-D

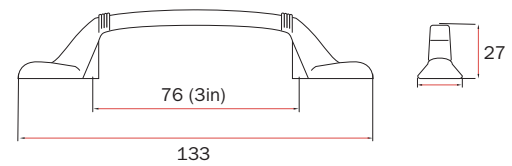


E 9660-ASM-D



F 9660-ACBH-D

Part No.	↔↔↔	↔↔
Brushed Satin Nickel (BSN)		
A 9660-BSN	76 (3")	133
Matte Black (DBK)		
B 9660-DBK	76 (3")	133
Oil-Rubbed Bronze (EOA-N)		
C 9660-EOA-N	76 (3")	133
Weathered Iron (AIM-D)		
D 9660-AIM-D	76 (3")	133
Weathered Steel (ASM-D)		
E 9660-ASM-D	76 (3")	133
Antique Copper Bronze Highlight (ACBH-D)		
F 9660-ACBH-D	76 (3")	133



Minto

FINISHES



BSN ASM-D AIM-D

Part No. ↔↔↔ ↔↔

Brushed Satin Nickel (BSN)

A 9654-BSN - 31

Weathered Steel (ASM-D)

B 9654-ASM-D - 31

Weathered Steel (AIM-D)

C 9654-AIM-D - 31

Linwood

FINISHES



BSN PC DBK EOA-N AIM-D



ASM-D ACBH-D

Part No. ↔↔↔ ↔↔

Brushed Satin Nickel (BSN)

D 9669-BSN - 31

Polished Chrome (PC)

9669-PC - 31

Matte Black (DBK)

9669-DBK - 31

Antique Copper Bronze Highlight (ACBH-D)

F 9669-ACBH-D - 31

Weathered Steel (ASM-D)

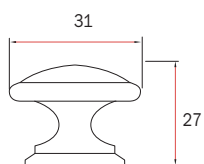
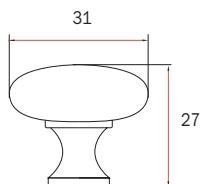
G 9669-ASM-D - 31

Weathered Iron (AIM-D)

H 9669-AIM-D - 31

Oil-Rubbed Bronze (EOA-N)

I 9669-EOA-N - 31



9654-BSN **A**



9654-ASM-D **B**



9654-AIM-D **C**



9669-BSN **D**



9669-DBK **E**



9669-ACBH-D **F**



9669-ASM-D **G**




9669-AIM-D **H**



9669-EOA-N **I**

FINISHES



A 9653-BSN



B 9653-PC



C 9653-DBK



D 9653-EOA-N



E 9653-AIM-D

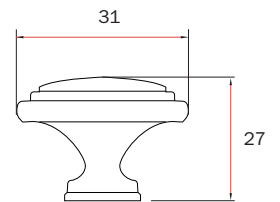


F 9653-ASM-D




G 9653-ACBH-D

Part No.	↔↔↔	↔
Brushed Satin Nickel (BSN)		
A 9653-BSN	-	31
Polished Chrome (PC)		
B 9653-PC	-	31
Matte Black (DBK)		
C 9653-DBK	-	31
Oil-Rubbed Bronze (EOA-N)		
D 9653-EOA-N	-	31
Weathered Iron (AIM-D)		
E 9653-AIM-D	-	31
Weathered Steel (ASM-D)		
F 9653-ASM-D	-	31
Antique Copper Bronze Highlight (ACBH-D)		
G 9653-ACBH-D	-	31

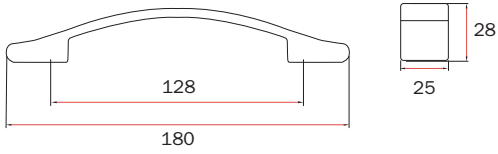


Burnett

FINISHES



Part No.	↔↔↔	↔↔
Brushed Nickel (BNI)		
A 9311-128-BNI	128	180
Matte Black (DBK)		
B 9311-128-DBK	128	180



9311-128-BNI **A**




9311-128-DBK **B**

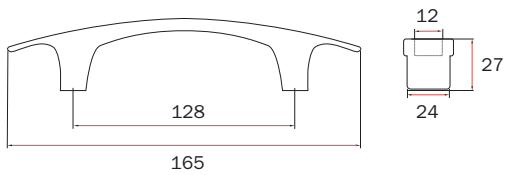


Willow

FINISHES



Part No.	↔↔↔	↔↔
Brushed Nickel (BNI)		
C 9561-128-BNI	128	165
Black (BLK)		
D 9561-128-BLK	128	165



9561-128-BNI **C**



9561-128-BLK **D**



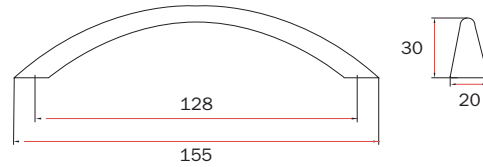
FINISHES



BNI

A 9641-128-BNI

Part No.	↔↔↔	↔↔
Brushed Nickel (BNI)		
A 9641-128-BNI	128	155



Clifton

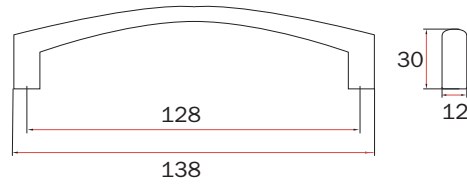
FINISHES



BSN

B 9554-BSN

Part No.	↔↔↔	↔↔
Brushed Satin Nickel (BSN)		
B 9554-BSN	128	138



Bank

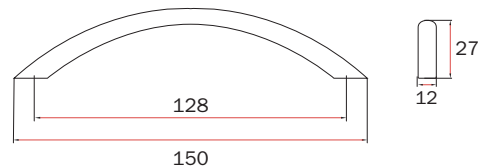
FINISHES



BNI DBK


C 9664-128-BNI

Part No.	↔↔↔	↔↔
Brushed Nickel (BNI)		
C 9664-128-BNI	128	150
Matte Black (DBK)		
D 9664-128-DBK	128	150

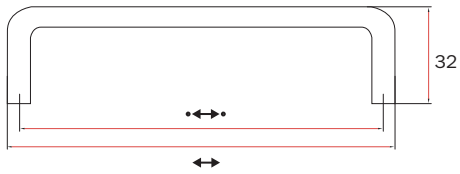


Morton

FINISHES



Part No.	↔↔↔	↔↔
Brushed Nickel (BNI) Diameter \varnothing 8mm		
9301-BNI	96	104
Polished Chrome (PC)		
A 9301-PC	96	104
Brushed Chrome (BC)		
B 9301-BC	96	104



9301-PC **A**



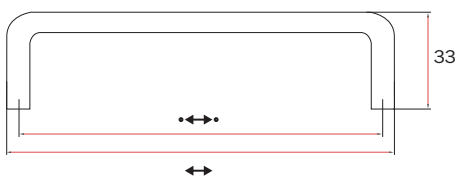
9301-BC **B**

Muirfield

FINISHES



Part No.	↔↔↔	↔↔
Brushed Nickel (BNI) Diameter \varnothing 10mm		
C 9300-96-BNI	96	106
D 9300-128-BNI	128	138
9300-160-BNI	160	170
E 9300-192-BNI	192	202
9300-288-BNI	288	298



9300-96-BNI **C**



9300-128-BNI **D**



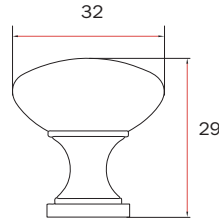
9300-192-BNI **E**




A 9531-PC



B 9531-BSN



FINISHES



Part No.	↔↔↔	↔↔
Brushed Satin Nickel (BSN)		
A 9531-BSN	-	32
Polished Chrome (PC)		
B 9531-PC	-	32



C 9530-BNI



D 9530-PC



E 9530-DBK



F 9530-EOA-N



G 9530-AIM-D



H 9530-ASM-D



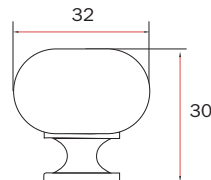
I 9530-ACBH-D



J 9530-BC




K 9530-NB



Volta

FINISHES



Part No.	↔↔↔	↔↔
Brushed Nickel (BNI)		
C 9530-BNI	-	32
Polished Chrome (PC)		
D 9530-PC	-	32
Matte Black (DBK)		
E 9530-DBK	-	32
Oil-Rubbed Bronze (EOA-N)		
F 9530-EOA-N	-	32
Weathered Iron (AIM-D)		
G 9530-AIM-D	-	32
Weathered Steel (ASM-D)		
H 9530-ASM-D	-	32
Antique Copper Bronze Highlight (ACBH-D)		
I 9530-ACBH-D	-	32
Brushed Chrome (BC)		
J 9530-BC	-	32
Black Nickel (NB)		
K 9530-NB	-	32

ACCESSO



Project Design: SmithErickson Designs, Calgary AB.
Photography: Michelle Johnson

RIES




Project Design:
SmithErickson Designs, Calgary AB.
Photography: Michelle Johnson

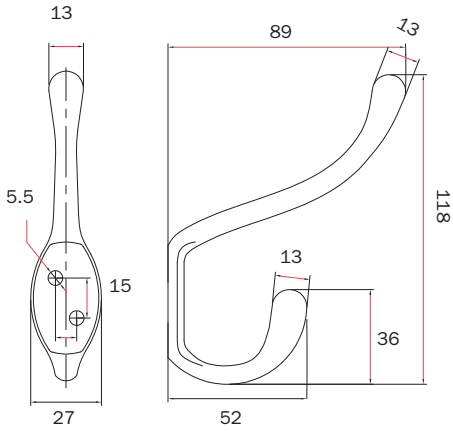
Marathon
Decorative
Hardware
Accessories
include the
small necessities
to complete
certain spaces
and pieces
of furniture
throughout
the home.

Hook

FINISHES



Part No.	↔↔↔	↔↔
Brushed Satin Nickel (BSN)		
A 2002-BSN	-	118
Polished Chrome (PC)		
B 2002-PC	-	118
Oil-Rubbed Bronze (EOA-N)		
C 2002-EOA-N	-	118



2002-BSN **A**




2002-PC **B**



2002-EOA-N **C**

FINISHES

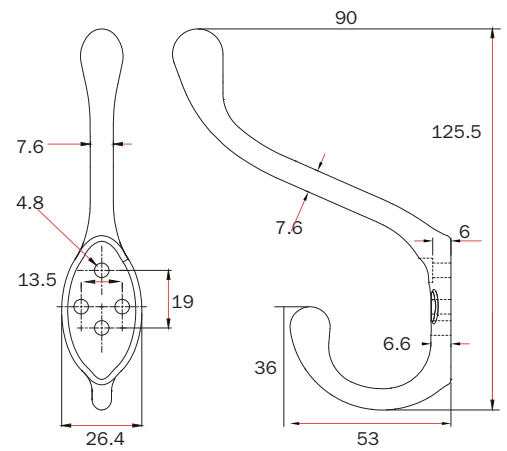


A 2003-BSN



B 2003-PC

Part No.	↔↔↔	↔↔
Brushed Satin Nickel (BSN)		
A 2003-BSN	-	125.5
Polished Chrome (PC)		
B 2003-PC	-	125.5



Cabinet Hardware Jigs

Introducing True Position Tools' Cabinet Hardware Installation Jigs. Use to install hardware without the tedious hours of measuring or making one-off jigs. Instead you get fast, accurate hardware installation in seconds, every time.

Installation Cabinet Hardware in 3 Easy Steps



1. Set hardware C2C spacing



2. Adjust to desired location



3. Hold in place and drill!




TP-1934



TP-1935

Part No.	Description
Cabinet Hardware Jig Starter Kits (with case)	
TP-1934	Installation Kit for Decorative on Doors/Drawers
TP-1935	Installation Kit for Decorative incl. Long Handles, Shelf Pins, ERA

Part No.	Description
Replacement Parts and Accessories	
TP-ERA	Extended Ruler Attachment (ERA), up to 42"
TP-5MMJ	HSS Drill Bit, 5mm (sold per each)
TP-SES	Sliding End Stop, Replacement Part
TP-5MMSC	5mm Stop Collar, Replacement Part



TP-ERA



TP-5MMJ



TP-SES



All decorative hardware we distribute are packaged together with 1 inch machine screws. European products including Viefe, Eureka and Citterio Giulio require M4 machine screws, while Marathon and Amerock items will use 8-32 machine screws. If you require additional lengths for your installation, please refer to our product offering below.



Part No.	Length	Bit Size	Head Type	Finish	Case
8-32 Machine Screw, Round/Truss Head Combo Drive					
R20-3905	#8-32 x 3/8"	2	Round	Zinc	15000
R20-3910	#8-32 x 1/2"	2	Round	Zinc	15000
R20-3914	#8-32 x 5/8"	2	Round	Zinc	10000
R20-3918	#8-32 x 3/4"	2	Round	Zinc	10000
R20-3920	#8-32 x 7/8"	2	Truss	Zinc	8000
R20-3922	#8-32 x 1"	2	Truss	Zinc	6000
R20-3924	#8-32 x 1-1/8"	2	Truss	Zinc	6000
R20-3926	#8-32 x 1-1/4"	2	Truss	Zinc	5000
20-3928	#8-32 x 1-3/8"	2	Truss	Zinc	5000
R20-3930	#8-32 x 1-1/2"	2	Truss	Zinc	4000
R20-3932	#8-32 x 1-5/8"	2	Truss	Zinc	3000
R20-3934	#8-32 x 1-3/4"	2	Truss	Zinc	3000
20-3938	#8-32 x 2"	2	Truss	Zinc	3000



Part No.	Length	Bit Size	Head Type	Finish	Case
8-32 Breakaway Machine Screws, Truss Head Phillips/Slot Combo Drive					
R20-3950	#8-32 x 1-3/4"	2	Truss	Zinc	4000



Part No.	Length	Bit Size	Head Type	Finish	Case
M4 Machine Screws, Pan Head Phillips Drive					
20-4110	M4 x 6mm	2	Pan	Zinc	1000
20-4112	M4 x 10mm	2	Pan	Zinc	1000
20-4114	M4 x 12mm	2	Pan	Zinc	1000
20-4117	M4 x 16mm	2	Pan	Zinc	1000
20-4119	M4 x 20mm	2	Pan	Zinc	1000
20-4120	M4 x 25mm	2	Pan	Zinc	1000
20-4121	M4 x 30mm	2	Pan	Zinc	1000
20-4122	M4 x 35mm	2	Pan	Zinc	500
20-4123	M4 x 40mm	2	Pan	Zinc	500
20-4124	M4 x 45mm	2	Pan	Zinc	500
20-4125	M4 x 50mm	2	Pan	Zinc	500
20-4127	M4 x 60mm	2	Pan	Zinc	500

Product Index

Item No.	Family	Finish	Thread	C2C (mm)	Len./Dia. (mm)	Proj. (mm)	Mat.	Page	Item No.	Family	Finish	Thread	C2C (mm)	Len./Dia. (mm)	Proj. (mm)	Mat.	Page
1645-2APC-AN	Laguna Gola	Anodized	-	-	3000	-	Alum.	12	8103-128-GMG	Brunswick	Gun Metal Grey	8-32	128	151	33	Zinc	82
1645-2APC-MB	Laguna Gola	Matte Black	-	-	3000	-	Alum.	12	8103-128-PC	Brunswick	Polished Chrome	8-32	128	151	33	Zinc	82
1645-2APC-SS	Laguna Gola	Stainless	-	-	3000	-	Alum.	12	8104-BNI	Almondel	Brushed Nickel	8-32	-	36x26	26	Zinc	73
1682-AP4-AN	Laguna Gola	Anodized	-	-	-	-	Plastic	10	8104-GMG	Almondel	Gun Metal Grey	8-32	-	36x26	26	Zinc	73
1682-AP4-MB	Laguna Gola	Matte Black	-	-	-	-	Plastic	10	8104-PC	Almondel	Polished Chrome	8-32	-	36x26	26	Zinc	73
1682-AP4-SS	Laguna Gola	Stainless	-	-	-	-	Plastic	10	8105-128-AB	Viceroy	Antique Brass	8-32	128	136	29	Zinc	83
1682-AP5-AN	Laguna Gola	Anodized	-	-	-	-	Plastic	11	8105-128-BNI	Viceroy	Brushed Nickel	8-32	128	136	29	Zinc	83
1682-AP5-MB	Laguna Gola	Matte Black	-	-	-	-	Plastic	11	8105-128-PC	Viceroy	Polished Chrome	8-32	128	136	29	Zinc	83
1682-AP5-SS	Laguna Gola	Stainless	-	-	-	-	Plastic	11	8105-192-AB	Viceroy	Antique Brass	8-32	192	200	29	Zinc	83
1682-AUC-AN	Laguna Gola	Anodized	-	-	3000	-	Alum.	9	8105-192-BNI	Viceroy	Brushed Nickel	8-32	192	200	29	Zinc	83
1682-AUC-MB	Laguna Gola	Matte Black	-	-	3000	-	Alum.	9	8105-192-PC	Viceroy	Polished Chrome	8-32	192	200	29	Zinc	83
1682-AUC-SS	Laguna Gola	Stainless	-	-	3000	-	Alum.	9	8107-BSN	Quadra	Brushed Satin Nickel	8-32	-	35	21	Zinc	53
1683-AID-AN	Laguna Gola	Anodized	-	-	3000	-	Alum.	8	8107-PC	Quadra	Polished Chrome	8-32	-	35	21	Zinc	53
1683-AID-MB	Laguna Gola	Matte Black	-	-	3000	-	Alum.	8	8111-160-BSN	Twist	Brushed Satin Nickel	8-32	160	170	30	Zinc	81
1683-AID-SS	Laguna Gola	Stainless	-	-	3000	-	Alum.	8	8111-160-PC	Twist	Polished Chrome	8-32	160	170	30	Zinc	81
1684-AV2-AN	Laguna Gola	Anodized	-	-	3000	-	Alum.	13	8111-192-BSN	Twist	Brushed Satin Nickel	8-32	192	202	30	Zinc	81
1684-AV2-MB	Laguna Gola	Matte Black	-	-	3000	-	Alum.	13	8111-192-PC	Twist	Polished Chrome	8-32	192	202	30	Zinc	81
1684-AV2-SS	Laguna Gola	Stainless	-	-	3000	-	Alum.	13	8112-128-BSN	Katana	Brushed Satin Nickel	8-32	128	140	26	Zinc	47
1685-AV1-AN	Laguna Gola	Anodized	-	-	3000	-	Alum.	13	8112-128-DBK	Katana	Matte Black	8-32	128	140	26	Zinc	47
1685-AV1-MB	Laguna Gola	Matte Black	-	-	3000	-	Alum.	13	8112-128-GCH	Katana	Gold Champagne	8-32	128	140	26	Zinc	47
1685-AV1-SS	Laguna Gola	Stainless	-	-	3000	-	Alum.	13	8112-128-PC	Katana	Polished Chrome	8-32	128	140	26	Zinc	47
2002-BSN	Hook	Brushed Satin Nickel	Wood	-	118	89	Alum.	150	8112-160-BSN	Katana	Brushed Satin Nickel	8-32	160	172	26	Zinc	47
2002-E0A-N	Hook	Oil-Rubbed Bronze	Wood	-	118	89	Alum.	150	8112-160-DBK	Katana	Matte Black	8-32	160	172	26	Zinc	47
2002-PC	Hook	Polished Chrome	Wood	-	118	89	Alum.	150	8112-160-GCH	Katana	Gold Champagne	8-32	160	172	26	Zinc	47
2003-BSN	Hook	Brushed Satin Nickel	Wood	-	125	90	Alum.	151	8112-160-PC	Katana	Polished Chrome	8-32	160	172	26	Zinc	47
2003-PC	Hook	Polished Chrome	Wood	-	125	90	Alum.	151	8112-192-BSN	Katana	Brushed Satin Nickel	8-32	192	204	26	Zinc	47
8100-128-BNI	Huntington	Brushed Nickel	8-32	128	171	32	Zinc	84	8112-192-DBK	Katana	Matte Black	8-32	192	204	26	Zinc	47
8100-128-PC	Huntington	Polished Chrome	8-32	128	171	32	Zinc	84	8112-192-GCH	Katana	Gold Champagne	8-32	192	204	26	Zinc	47
8100-288-BNI	Huntington	Brushed Nickel	8-32	288	332	32	Zinc	84	8112-192-PC	Katana	Polished Chrome	8-32	192	204	26	Zinc	47
8100-288-PC	Huntington	Polished Chrome	8-32	288	332	32	Zinc	84	8112-256-BSN	Katana	Brushed Satin Nickel	8-32	256	268	26	Zinc	47
8101-AB	Roseberry	Antique Brass	8-32	-	40	27	Zinc	73	8112-256-DBK	Katana	Matte Black	8-32	256	268	26	Zinc	47
8101-BNI	Roseberry	Brushed Nickel	8-32	-	40	27	Zinc	73	8112-256-GCH	Katana	Gold Champagne	8-32	256	268	26	Zinc	47
8101-GMG	Roseberry	Gun Metal Grey	8-32	-	40	27	Zinc	73	8112-256-PC	Katana	Polished Chrome	8-32	256	268	26	Zinc	47
8101-PC	Roseberry	Polished Chrome	8-32	-	40	27	Zinc	73	8112-320-BSN	Katana	Brushed Satin Nickel	8-32	320	332	26	Zinc	47
8102-160-BNI	Astra	Brushed Nickel	8-32	160	180	36	Zinc	82	8112-320-DBK	Katana	Matte Black	8-32	320	332	26	Zinc	47
8102-160-GMG	Astra	Gun Metal Grey	8-32	160	180	36	Zinc	82	8112-320-GCH	Katana	Gold Champagne	8-32	320	332	26	Zinc	47
8102-160-PC	Astra	Polished Chrome	8-32	160	180	36	Zinc	82	8112-320-PC	Katana	Polished Chrome	8-32	320	332	26	Zinc	47
8103-128-BNI	Brunswick	Brushed Nickel	8-32	128	151	33	Zinc	82	8113-BSN	Cardero	Brushed Satin Nickel	8-32	-	19	25	Zinc	56

Product Index

Item No.	Family	Finish	Thread	C2C (mm)	Len./Dia. (mm)	Proj. (mm)	Mat.	Page	Item No.	Family	Finish	Thread	C2C (mm)	Len./Dia. (mm)	Proj. (mm)	Mat.	Page
8113-PC	Cardero	Polished Chrome	8-32	-	19	25	Zinc	56	8175-160-DBK	Ducale	Matte Black	M4	160	225	28	Zinc	20
8115-160-BSN	Bexley	Brushed Satin Nickel	8-32	160	170	29	Zinc	103	8175-160-MGLD	Ducale	Matte Gold	M4	160	225	28	Zinc	20
8115-160-PC	Bexley	Polished Chrome	8-32	160	170	29	Zinc	103	8175-160-SIL	Ducale	Lacquer Silver	M4	160	225	28	Zinc	21
8116-BSN	Bexley	Brushed Satin Nickel	8-32	-	28	29	Zinc	103	8175-160-TBRZ	Ducale	Titanium bronze	M4	160	225	28	Zinc	20
8116-PC	Bexley	Polished Chrome	8-32	-	28	29	Zinc	103	8175-320-CBRZ	Ducale	Copper Bronze	M4	320	370	28	Zinc	21
8170-160-DBK	Luca	Matte Black	M4	160	210	30	Zinc / Alum.	19	8175-320-DBK	Ducale	Matte Black	M4	320	370	28	Zinc	20
8170-160-DBK-NBR	Luca	Matte Black/Brass	M4	160	210	30	Zinc / Alum.	19	8175-320-MGLD	Ducale	Matte Gold	M4	320	370	28	Zinc	20
8170-160-NBR	Luca	Brass	M4	160	210	30	Zinc / Alum.	19	8175-320-SIL	Ducale	Lacquer Silver	M4	320	370	28	Zinc	21
8170-160-NBR-DBK	Luca	Brass/Matte Black	M4	160	210	30	Zinc / Alum.	19	8175-320-TBRZ	Ducale	Titanium bronze	M4	320	370	28	Zinc	20
8170-320-DBK	Luca	Matte Black	M4	320	370	30	Zinc / Alum.	19	8175-CBRZ	Ducale	Copper Bronze	M4	12	65	28	Zinc	21
8170-320-DBK-NBR	Luca	Matte Black/Brass	M4	320	370	30	Zinc / Alum.	19	8175-DBK	Ducale	Matte Black	M4	12	65	28	Zinc	20
8170-320-NBR	Luca	Brass	M4	320	370	30	Zinc / Alum.	19	8175-MGLD	Ducale	Matte Gold	M4	12	65	28	Zinc	20
8170-320-NBR-DBK	Luca	Brass/Matte Black	M4	320	370	30	Zinc / Alum.	19	8175-SIL	Ducale	Lacquer Silver	M4	12	65	28	Zinc	21
8170-640-DBK	Luca	Matte Black	M4	640	690	30	Zinc / Alum.	19	8175-TBRZ	Ducale	Titanium bronze	M4	12	65	28	Zinc	20
8170-640-DBK-NBR	Luca	Matte Black/Brass	M4	640	690	30	Zinc / Alum.	19	8960-160-AG	Strasse	Anthracite	M4	160	168	32	Zinc	40
8170-640-NBR	Luca	Brass	M4	640	690	30	Zinc / Alum.	19	8960-160-BSN	Strasse	Brushed Satin Nickel	M4	160	168	32	Zinc	40
8170-640-NBR-DBK	Luca	Brass/Matte Black	M4	640	690	30	Zinc / Alum.	19	8960-160-CGR	Strasse	Clay Grey	M4	160	168	32	Zinc	40
8170-DBK	Luca	Matte Black	M4	-	65	30	Zinc / Alum.	19	8960-160-COM	Strasse	Copper Metallic	M4	160	168	32	Zinc	40
8170-DBK-NBR	Luca	Matte Black/Brass	M4	-	65	30	Zinc / Alum.	19	8960-160-DBK	Strasse	Matte Black	M4	160	168	32	Zinc	40
8170-NBR	Luca	Brass	M4	-	65	30	Zinc / Alum.	19	8960-160-PC	Strasse	Polished Chrome	M4	160	168	32	Zinc	40
8170-NBR-DBK	Luca	Brass/Matte Black	M4	-	65	30	Zinc / Alum.	19	8960-320-AG	Strasse	Anthracite	M4	320	328	32	Zinc	40
8171-160-DBK	Renate	Matte Black	M4	160	210	30	Zinc / Alum.	18	8960-320-BSN	Strasse	Brushed Satin Nickel	M4	320	328	32	Zinc	40
8171-160-DBK-NBR	Renate	Matte Black/Brass	M4	160	210	30	Zinc / Alum.	18	8960-320-CGR	Strasse	Clay Grey	M4	320	328	32	Zinc	40
8171-160-NBR	Renate	Brass	M4	160	210	30	Zinc / Alum.	18	8960-320-COM	Strasse	Copper Metallic	M4	320	328	32	Zinc	40
8171-160-NBR-DBK	Renate	Brass/Matte Black	M4	160	210	30	Zinc / Alum.	18	8960-320-DBK	Strasse	Matte Black	M4	320	328	32	Zinc	40
8171-320-DBK	Renate	Matte Black	M4	320	370	30	Zinc / Alum.	18	8960-320-PC	Strasse	Polished Chrome	M4	320	328	32	Zinc	40
8171-320-DBK-NBR	Renate	Matte Black/Brass	M4	320	370	30	Zinc / Alum.	18	8961-160-AG	Moka	Anthracite	M4	160	170	25	Zinc	94
8171-320-NBR	Renate	Brass	M4	320	370	30	Zinc / Alum.	18	8961-160-BSN	Moka	Brushed Satin Nickel	M4	160	170	25	Zinc	94
8171-320-NBR-DBK	Renate	Brass/Matte Black	M4	320	370	30	Zinc / Alum.	18	8961-160-CGR	Moka	Clay Grey	M4	160	170	25	Zinc	94
8171-640-DBK	Renate	Matte Black	M4	640	690	30	Zinc / Alum.	18	8961-160-COM	Moka	Copper Metallic	M4	160	170	25	Zinc	94
8171-640-DBK-NBR	Renate	Matte Black/Brass	M4	640	690	30	Zinc / Alum.	18	8961-160-DBK	Moka	Matte Black	M4	160	170	25	Zinc	94
8171-640-NBR	Renate	Brass	M4	640	690	30	Zinc / Alum.	18	8961-160-PC	Moka	Polished Chrome	M4	160	170	25	Zinc	94
8171-640-NBR-DBK	Renate	Brass/Matte Black	M4	640	690	30	Zinc / Alum.	18	8961-320-AG	Moka	Anthracite	M4	320	330	25	Zinc	94
8171-DBK	Renate	Matte Black	M4	-	65	30	Zinc / Alum.	18	8961-320-BSN	Moka	Brushed Satin Nickel	M4	320	330	25	Zinc	94
8171-DBK-NBR	Renate	Matte Black/Brass	M4	-	65	30	Zinc / Alum.	18	8961-320-CGR	Moka	Clay Grey	M4	320	330	25	Zinc	94
8171-NBR	Renate	Brass	M4	-	65	30	Zinc / Alum.	18	8961-320-COM	Moka	Copper Metallic	M4	320	330	25	Zinc	94
8171-NBR-DBK	Renate	Brass/Matte Black	M4	-	65	30	Zinc / Alum.	18	8961-320-DBK	Moka	Matte Black	M4	320	330	25	Zinc	94
8175-160-CBRZ	Ducale	Copper Bronze	M4	160	225	28	Zinc	21	8961-320-PC	Moka	Polished Chrome	M4	320	330	25	Zinc	94

Product Index

Item No.	Family	Finish	Thread	C2C (mm)	Len./Dia. (mm)	Proj. (mm)	Mat.	Page	Item No.	Family	Finish	Thread	C2C (mm)	Len./Dia. (mm)	Proj. (mm)	Mat.	Page
8962-160-AG	Summit	Anthracite	M4	160	180	20	Alum.	17	9263-256-AI	Tudor	Atomic Iron	8-32	256	274	36	Zinc	95
8962-160-BDBK	Summit	Brushed Matte Black	M4	160	180	20	Alum.	17	9263-256-BNI	Tudor	Brushed Nickel	8-32	256	274	36	Zinc	95
8962-160-BSS	Summit	Brushed Stainless Steel	M4	160	180	20	Alum.	17	9263-256-CHG	Tudor	Champagne	8-32	256	274	36	Zinc	95
8962-160-CGR	Summit	Clay Grey	M4	160	180	20	Alum.	17	9263-256-DBK	Tudor	Matte Black	8-32	256	274	36	Zinc	95
8962-160-SBR	Summit	Silver Bronze	M4	160	180	20	Alum.	17	9263-256-PN	Tudor	Polished Nickel	8-32	256	274	36	Zinc	95
8962-320-AG	Summit	Anthracite	M4	320	340	20	Alum.	17	9264-160-BNI	Mercury	Brushed Nickel	8-32	160	170	34	Zinc	74
8962-320-BDBK	Summit	Brushed Matte Black	M4	320	340	20	Alum.	17	9264-160-CHG	Mercury	Champagne	8-32	160	170	34	Zinc	74
8962-320-BSS	Summit	Brushed Stainless Steel	M4	320	340	20	Alum.	17	9264-160-DBK	Mercury	Matte Black	8-32	160	170	34	Zinc	74
8962-320-CGR	Summit	Clay Grey	M4	320	340	20	Alum.	17	9264-160-NB	Mercury	Black Nickel	8-32	160	170	34	Zinc	74
8962-320-SBR	Summit	Silver Bronze	M4	320	340	20	Alum.	17	9264-160-PC	Mercury	Polished Chrome	8-32	160	170	34	Zinc	74
9100-BNI	Cork	Brushed Nickel	8-32	-	32	32	Zinc	139	9265-160-AC	Concrete	Black Copper Trim Highlight	8-32	160	177	20	Zinc	102
9105-BSN	Duchesss	Brushed Satin Nickel	8-32	-	35	31	Zinc	139	9265-160-BRH	Concrete	Oil-Rubbed Bronze	8-32	160	177	20	Zinc	102
9107-BNI	Maywood	Brushed Nickel	8-32	-	31	28	Zinc	139	9265-160-DBK	Concrete	Matte Black	8-32	160	177	20	Zinc	102
9260-34-AI	Tan	Atomic Iron	8-32	-	34x23	30	Zinc	60	9265-160-MAI	Concrete	Modern Antique Iron	8-32	160	177	20	Zinc	102
9260-34-BNI	Tan	Brushed Nickel	8-32	-	34x23	30	Zinc	60	9265-320-AC	Concrete	Black Copper Trim Highlight	8-32	320	337	23	Zinc	102
9260-34-CHG	Tan	Champagne	8-32	-	34x23	30	Zinc	60	9265-320-BRH	Concrete	Oil-Rubbed Bronze	8-32	320	337	23	Zinc	102
9260-34-DBK	Tan	Matte Black	8-32	-	34x23	30	Zinc	60	9265-320-DBK	Concrete	Matte Black	8-32	320	337	23	Zinc	102
9260-34-NB	Tan	Black Nickel	8-32	-	34x23	30	Zinc	60	9265-320-MAI	Concrete	Modern Antique Iron	8-32	320	337	23	Zinc	102
9260-34-PC	Tan	Polished Chrome	8-32	-	34x23	30	Zinc	60	9266-160-AI	Brook	Atomic Iron	8-32	160	178	28	Zinc	108
9261-16-AI	Cornet	Atomic Iron	8-32	16	35	23	Zinc	61	9266-160-BNI	Brook	Brushed Nickel	8-32	160	178	28	Zinc	108
9261-16-BNI	Cornet	Brushed Nickel	8-32	16	35	23	Zinc	61	9266-160-CHG	Brook	Champagne	8-32	160	178	28	Zinc	108
9261-16-CHG	Cornet	Champagne	8-32	16	35	23	Zinc	61	9266-160-DBK	Brook	Matte Black	8-32	160	178	28	Zinc	108
9261-16-DBK	Cornet	Matte Black	8-32	16	35	23	Zinc	61	9266-160-NB	Brook	Black Nickel	8-32	160	178	28	Zinc	108
9261-16-PC	Cornet	Polished Chrome	8-32	16	35	23	Zinc	61	9266-160-PC	Brook	Polished Chrome	8-32	160	178	28	Zinc	108
9262-160-AI	Getwinn	Atomic Iron	8-32	160	190	26	Zinc	58	9267-160-BNI	Shift	Brushed Nickel	8-32	160	168	28	Zinc	59
9262-160-BNI	Getwinn	Brushed Nickel	8-32	160	190	26	Zinc	58	9267-160-CHG	Shift	Champagne	8-32	160	168	28	Zinc	59
9262-160-CHG	Getwinn	Champagne	8-32	160	190	26	Zinc	58	9267-160-DBK	Shift	Matte Black	8-32	160	168	28	Zinc	59
9262-160-SGM	Getwinn	Slate Grey Metallic	8-32	160	190	26	Zinc	58	9267-160-NB	Shift	Black Nickel	8-32	160	168	28	Zinc	59
9263-128-AI	Tudor	Atomic Iron	8-32	128	145	33	Zinc	95	9267-160-PN	Shift	Polished Nickel	8-32	160	168	28	Zinc	59
9263-128-BNI	Tudor	Brushed Nickel	8-32	128	145	33	Zinc	95	9300-128-BNI	Muirfield	Brushed Nickel	8-32	128	138	33	Steel	146
9263-128-CHG	Tudor	Champagne	8-32	128	145	33	Zinc	95	9300-160-BNI	Muirfield	Brushed Nickel	8-32	160	170	33	Steel	146
9263-128-DBK	Tudor	Matte Black	8-32	128	145	33	Zinc	95	9300-192-BNI	Muirfield	Brushed Nickel	8-32	192	202	33	Steel	146
9263-128-PN	Tudor	Polished Nickel	8-32	128	145	33	Zinc	95	9300-288-BNI	Muirfield	Brushed Nickel	8-32	288	298	33	Steel	146
9263-160-AI	Tudor	Atomic Iron	8-32	160	177	33	Zinc	95	9300-96-BNI	Muirfield	Brushed Nickel	8-32	96	106	33	Steel	146
9263-160-BNI	Tudor	Brushed Nickel	8-32	160	177	33	Zinc	95	9301-BC	Morton	Brushed Chrome	8-32	96	104	32	Steel	146
9263-160-CHG	Tudor	Champagne	8-32	160	177	33	Zinc	95	9301-BNI	Morton	Brushed Nickel	8-32	96	104	32	Steel	146
9263-160-DBK	Tudor	Matte Black	8-32	160	177	33	Zinc	95	9301-PC	Morton	Polished Chrome	8-32	96	104	32	Steel	146
9263-160-PN	Tudor	Polished Nickel	8-32	160	177	33	Zinc	95	9303-128-BSN	Bar Pull	Brushed Satin Nickel	8-32	128	190	32	Steel	91

Product Index

Item No.	Family	Finish	Thread	C2C (mm)	Len./Dia. (mm)	Proj. (mm)	Mat.	Page	Item No.	Family	Finish	Thread	C2C (mm)	Len./Dia. (mm)	Proj. (mm)	Mat.	Page
9303-128-DBK	Bar Pull	Matte Black	8-32	128	190	32	Steel	91	9318-352-DBK	Milano	Matte Black	8-32	352	383	30	Alum.	52
9303-128-E0A-N	Bar Pull	Oil-Rubbed Bronze	8-32	128	190	32	Steel	91	9318-768-AEBNI	Milano	Brushed Nickel	8-32	768	830	30	Alum.	52
9303-128-PC	Bar Pull	Polished Chrome	8-32	128	190	32	Steel	91	9318-768-AEPC	Milano	Polished Chrome	8-32	768	830	30	Alum.	52
9303-160-BSN	Bar Pull	Brushed Satin Nickel	8-32	160	224	32	Steel	91	9318-768-DBK	Milano	Matte Black	8-32	768	830	30	Alum.	52
9303-160-DBK	Bar Pull	Matte Black	8-32	160	224	32	Steel	91	9322-128-ACBH-D	Hitch	Antique Copper Bronze Highlight	8-32	128	137	28	Zinc	48
9303-160-E0A-N	Bar Pull	Oil-Rubbed Bronze	8-32	160	224	32	Steel	91	9322-128-ASH-D	Hitch	Antique Silver Highlight Dark	8-32	128	137	28	Zinc	48
9303-160-PC	Bar Pull	Polished Chrome	8-32	160	224	32	Steel	91	9322-128-BSN	Hitch	Brushed Satin Nickel	8-32	128	137	28	Zinc	49
9303-192-BSN	Bar Pull	Brushed Satin Nickel	8-32	192	256	32	Steel	91	9322-128-DBK	Hitch	Matte Black	8-32	128	137	28	Zinc	48
9303-192-DBK	Bar Pull	Matte Black	8-32	192	256	32	Steel	91	9322-128-GCH	Hitch	Gold Champagne	8-32	128	137	28	Zinc	49
9303-192-E0A-N	Bar Pull	Oil-Rubbed Bronze	8-32	192	256	32	Steel	91	9322-128-PC	Hitch	Polished Chrome	8-32	128	137	28	Zinc	49
9303-192-PC	Bar Pull	Polished Chrome	8-32	192	256	32	Steel	91	9322-160-ACBH-D	Hitch	Antique Copper Bronze Highlight	8-32	160	169	28	Zinc	48
9303-256-BSN	Bar Pull	Brushed Satin Nickel	8-32	256	320	32	Steel	91	9322-160-ASH-D	Hitch	Antique Silver Highlight Dark	8-32	160	169	28	Zinc	48
9303-256-PC	Bar Pull	Polished Chrome	8-32	256	320	32	Steel	91	9322-160-BSN	Hitch	Brushed Satin Nickel	8-32	160	169	28	Zinc	49
9303-320-BSN	Bar Pull	Brushed Satin Nickel	8-32	320	384	32	Steel	91	9322-160-DBK	Hitch	Matte Black	8-32	160	169	28	Zinc	48
9303-320-PC	Bar Pull	Polished Chrome	8-32	320	384	32	Steel	91	9322-160-GCH	Hitch	Gold Champagne	8-32	160	169	28	Zinc	49
9303-76-BSN	Bar Pull	Brushed Satin Nickel	8-32	76	140	32	Steel	91	9322-160-PC	Hitch	Polished Chrome	8-32	160	169	28	Zinc	49
9303-76-PC	Bar Pull	Polished Chrome	8-32	76	140	32	Steel	91	9322-192-ACBH-D	Hitch	Antique Copper Bronze Highlight	8-32	192	201	28	Zinc	48
9303-96-BSN	Bar Pull	Brushed Satin Nickel	8-32	96	158	32	Steel	91	9322-192-ASH-D	Hitch	Antique Silver Highlight Dark	8-32	192	201	28	Zinc	48
9303-96-DBK	Bar Pull	Matte Black	8-32	96	158	32	Steel	91	9322-192-BSN	Hitch	Brushed Satin Nickel	8-32	192	201	28	Zinc	49
9303-96-E0A-N	Bar Pull	Oil-Rubbed Bronze	8-32	96	158	32	Steel	91	9322-192-DBK	Hitch	Matte Black	8-32	192	201	28	Zinc	48
9303-96-PC	Bar Pull	Polished Chrome	8-32	96	158	32	Steel	91	9322-192-GCH	Hitch	Gold Champagne	8-32	192	201	28	Zinc	49
9311-128-BNI	Burnett	Brushed Nickel	8-32	128	180	28	Zinc	144	9322-192-PC	Hitch	Polished Chrome	8-32	192	201	28	Zinc	49
9311-128-DBK	Burnett	Matte Black	8-32	128	180	28	Zinc	144	9322-224-ACBH-D	Hitch	Antique Copper Bronze Highlight	8-32	224	233	28	Zinc	48
9313-128-BNI	Bar Pull	Brushed Nickel	8-32	128	208	32	Steel	90	9322-224-ASH-D	Hitch	Antique Silver Highlight Dark	8-32	224	233	28	Zinc	48
9313-160-BNI	Bar Pull	Brushed Nickel	8-32	160	240	32	Steel	90	9322-224-BSN	Hitch	Brushed Satin Nickel	8-32	224	233	28	Zinc	49
9313-192-BNI	Bar Pull	Brushed Nickel	8-32	192	272	32	Steel	90	9322-224-DBK	Hitch	Matte Black	8-32	224	233	28	Zinc	48
9313-96-BNI	Bar Pull	Brushed Nickel	8-32	96	160	32	Steel	90	9322-224-GCH	Hitch	Gold Champagne	8-32	224	233	28	Zinc	49
9318-128-AEBNI	Milano	Brushed Nickel	8-32	128	160	30	Alum.	52	9322-224-PC	Hitch	Polished Chrome	8-32	224	233	28	Zinc	49
9318-128-AEPC	Milano	Polished Chrome	8-32	128	160	30	Alum.	52	9322-256-ACBH-D	Hitch	Antique Copper Bronze Highlight	8-32	256	265	28	Zinc	48
9318-128-DBK	Milano	Matte Black	8-32	128	160	30	Alum.	52	9322-256-ASH-D	Hitch	Antique Silver Highlight Dark	8-32	256	265	28	Zinc	48
9318-192-AEBNI	Milano	Brushed Nickel	8-32	192	224	30	Alum.	52	9322-256-BSN	Hitch	Brushed Satin Nickel	8-32	256	265	28	Zinc	49
9318-192-AEPC	Milano	Polished Chrome	8-32	192	224	30	Alum.	52	9322-256-DBK	Hitch	Matte Black	8-32	256	265	28	Zinc	48
9318-192-DBK	Milano	Matte Black	8-32	192	224	30	Alum.	52	9322-256-GCH	Hitch	Gold Champagne	8-32	256	265	28	Zinc	49
9318-32-AEBNI	Milano	Brushed Nickel	8-32	32	100	30	Alum.	52	9322-256-PC	Hitch	Polished Chrome	8-32	256	265	28	Zinc	49
9318-32-AEPC	Milano	Polished Chrome	8-32	32	100	30	Alum.	52	9322-320-ACBH-D	Hitch	Antique Copper Bronze Highlight	8-32	320	329	28	Zinc	48
9318-32-DBK	Milano	Matte Black	8-32	32	100	30	Alum.	52	9322-320-ASH-D	Hitch	Antique Silver Highlight Dark	8-32	320	329	28	Zinc	48
9318-352-AEBNI	Milano	Brushed Nickel	8-32	352	383	30	Alum.	52	9322-320-BSN	Hitch	Brushed Satin Nickel	8-32	320	329	28	Zinc	49
9318-352-AEPC	Milano	Polished Chrome	8-32	352	383	30	Alum.	52	9322-320-DBK	Hitch	Matte Black	8-32	320	329	28	Zinc	48

Product Index

Item No.	Family	Finish	Thread	C2C (mm)	Len./Dia. (mm)	Proj. (mm)	Mat.	Page	Item No.	Family	Finish	Thread	C2C (mm)	Len./Dia. (mm)	Proj. (mm)	Mat.	Page
9322-320-GCH	Hitch	Gold Champagne	8-32	320	329	28	Zinc	49	9331-128-PC	Crenshaw	Polished Chrome	8-32	128	160	29	Alum.	55
9322-320-PC	Hitch	Polished Chrome	8-32	320	329	28	Zinc	49	9331-160-BSN	Crenshaw	Brushed Satin Nickel	8-32	160	192	29	Alum.	55
9322-448-ACBH-D	Hitch	Antique Copper Bronze Highlight	8-32	448	457	28	Zinc	48	9331-160-DBK	Crenshaw	Matte Black	8-32	160	192	29	Alum.	55
9322-448-ASH-D	Hitch	Antique Silver Highlight Dark	8-32	448	457	28	Zinc	48	9331-160-PC	Crenshaw	Polished Chrome	8-32	160	192	29	Alum.	55
9322-448-BSN	Hitch	Brushed Satin Nickel	8-32	448	457	28	Zinc	49	9331-192-BSN	Crenshaw	Brushed Satin Nickel	8-32	192	224	29	Alum.	55
9322-448-DBK	Hitch	Matte Black	8-32	448	457	28	Zinc	48	9331-192-DBK	Crenshaw	Matte Black	8-32	192	224	29	Alum.	55
9322-448-GCH	Hitch	Gold Champagne	8-32	448	457	28	Zinc	49	9331-192-PC	Crenshaw	Polished Chrome	8-32	192	224	29	Alum.	55
9322-448-PC	Hitch	Polished Chrome	8-32	448	457	28	Zinc	49	9331-256-BSN	Crenshaw	Brushed Satin Nickel	8-32	256	288	29	Alum.	55
9322-96-ACBH-D	Hitch	Antique Copper Bronze Highlight	8-32	96	105	28	Zinc	48	9331-256-DBK	Crenshaw	Matte Black	8-32	256	288	29	Alum.	55
9322-96-ASH-D	Hitch	Antique Silver Highlight Dark	8-32	96	105	28	Zinc	48	9331-256-PC	Crenshaw	Polished Chrome	8-32	256	288	29	Alum.	55
9322-96-BSN	Hitch	Brushed Satin Nickel	8-32	96	105	28	Zinc	49	9331-320-BSN	Crenshaw	Brushed Satin Nickel	8-32	320	352	29	Alum.	55
9322-96-DBK	Hitch	Matte Black	8-32	96	105	28	Zinc	48	9331-320-DBK	Crenshaw	Matte Black	8-32	320	352	29	Alum.	55
9322-96-GCH	Hitch	Gold Champagne	8-32	96	105	28	Zinc	49	9331-320-PC	Crenshaw	Polished Chrome	8-32	320	352	29	Alum.	55
9322-96-PC	Hitch	Polished Chrome	8-32	96	105	28	Zinc	49	9331-480-BSN	Crenshaw	Brushed Satin Nickel	8-32	480	512	29	Alum.	55
9325-160-BSN	Colville	Brushed Satin Nickel	Wood	160	200	40	Alum.	65	9331-480-DBK	Crenshaw	Matte Black	8-32	480	512	29	Alum.	55
9325-160-DBK	Colville	Matte Black	Wood	160	200	40	Alum.	65	9331-480-PC	Crenshaw	Polished Chrome	8-32	480	512	29	Alum.	55
9325-160-PC	Colville	Polished Chrome	Wood	160	200	40	Alum.	65	9331-96-BSN	Crenshaw	Brushed Satin Nickel	8-32	96	128	29	Alum.	55
9325-32-BSN	Colville	Brushed Satin Nickel	Wood	32	40	40	Alum.	65	9331-96-DBK	Crenshaw	Matte Black	8-32	96	128	29	Alum.	55
9325-32-DBK	Colville	Matte Black	Wood	32	40	40	Alum.	65	9331-96-PC	Crenshaw	Polished Chrome	8-32	96	128	29	Alum.	55
9325-32-PC	Colville	Polished Chrome	Wood	32	40	40	Alum.	65	9350-128-BSN	Alumina	Brushed Satin Nickel	8-32	128	155	27	Alum.	78
9326-100-AN	Ipswich	Anodized	Wood	76	100	43	Alum.	72	9351-128-BSN	Bedford	Brushed Satin Nickel	8-32	128	136	30	Alum.	46
9326-100-BSN	Ipswich	Brushed Satin Nickel	Wood	76	100	43	Alum.	72	9351-128-DBK	Bedford	Matte Black	8-32	128	136	30	Alum.	46
9326-100-DBK	Ipswich	Matte Black	Wood	76	100	43	Alum.	72	9351-128-GCH	Bedford	Gold Champagne	8-32	128	136	30	Alum.	46
9326-100-PC	Ipswich	Polished Chrome	Wood	76	100	43	Alum.	72	9351-128-PC	Bedford	Polished Chrome	8-32	128	136	30	Alum.	46
9326-160-AN	Ipswich	Anodized	Wood	128	160	43	Alum.	72	9351-160-BSN	Bedford	Brushed Satin Nickel	8-32	160	166	30	Alum.	46
9326-160-BSN	Ipswich	Brushed Satin Nickel	Wood	128	160	43	Alum.	72	9351-160-DBK	Bedford	Matte Black	8-32	160	168	30	Alum.	46
9326-160-DBK	Ipswich	Matte Black	Wood	128	160	43	Alum.	72	9351-160-GCH	Bedford	Gold Champagne	8-32	160	168	30	Alum.	46
9326-160-PC	Ipswich	Polished Chrome	Wood	128	160	43	Alum.	72	9351-160-PC	Bedford	Polished Chrome	8-32	160	168	30	Alum.	46
9326-200-AN	Ipswich	Anodized	Wood	160	200	43	Alum.	72	9351-192-BSN	Bedford	Brushed Satin Nickel	8-32	192	200	30	Alum.	46
9326-200-BSN	Ipswich	Brushed Satin Nickel	Wood	160	200	43	Alum.	72	9351-192-DBK	Bedford	Matte Black	8-32	192	200	30	Alum.	46
9326-200-DBK	Ipswich	Matte Black	Wood	160	200	43	Alum.	72	9351-192-GCH	Bedford	Gold Champagne	8-32	192	200	30	Alum.	46
9326-200-PC	Ipswich	Polished Chrome	Wood	160	200	43	Alum.	72	9351-192-PC	Bedford	Polished Chrome	8-32	192	200	30	Alum.	46
9326-70-AN	Ipswich	Anodized	Wood	50	70	43	Alum.	72	9351-256-BSN	Bedford	Brushed Satin Nickel	8-32	256	264	30	Alum.	46
9326-70-BSN	Ipswich	Brushed Satin Nickel	Wood	50	70	43	Alum.	72	9351-256-DBK	Bedford	Matte Black	8-32	256	264	30	Alum.	46
9326-70-DBK	Ipswich	Matte Black	Wood	50	70	43	Alum.	72	9351-256-GCH	Bedford	Gold Champagne	8-32	256	264	30	Alum.	46
9326-70-PC	Ipswich	Polished Chrome	Wood	50	70	43	Alum.	72	9351-256-PC	Bedford	Polished Chrome	8-32	256	264	30	Alum.	46
9331-128-BSN	Crenshaw	Brushed Satin Nickel	8-32	128	160	29	Alum.	55	9351-320-BSN	Bedford	Brushed Satin Nickel	8-32	320	328	30	Alum.	46
9331-128-DBK	Crenshaw	Matte Black	8-32	128	160	29	Alum.	55	9351-320-DBK	Bedford	Matte Black	8-32	320	328	30	Alum.	46

Product Index

Item No.	Family	Finish	Thread	C2C (mm)	Len./Dia. (mm)	Proj. (mm)	Mat.	Page	Item No.	Family	Finish	Thread	C2C (mm)	Len./Dia. (mm)	Proj. (mm)	Mat.	Page
9351-320-GCH	Bedford	Gold Champagne	8-32	320	328	30	Alum.	46	9367-256-PC	Alma	Polished Chrome	8-32	256	299	34	Alum.	64
9351-320-PC	Bedford	Polished Chrome	8-32	320	328	30	Alum.	46	9367-96-BNI	Alma	Brushed Nickel	8-32	96	130	30	Alum.	64
9351-96-BSN	Bedford	Brushed Satin Nickel	8-32	96	104	30	Alum.	46	9367-96-PC	Alma	Polished Chrome	8-32	96	130	30	Alum.	64
9351-96-DBK	Bedford	Matte Black	8-32	96	104	30	Alum.	46	9368-128-BNI	Amherst	Brushed Nickel	8-32	128	248	26	Alum.	81
9351-96-GCH	Bedford	Gold Champagne	8-32	96	104	30	Alum.	46	9368-128-PC	Amherst	Polished Chrome	8-32	128	248	26	Alum.	81
9351-96-PC	Bedford	Polished Chrome	8-32	96	104	30	Alum.	46	9368-160-BNI	Amherst	Brushed Nickel	8-32	160	272	26	Alum.	81
9352-192-BSN	Alumina	Brushed Satin Nickel	8-32	192	204	36	Alum.	78	9368-160-PC	Amherst	Polished Chrome	8-32	160	272	26	Alum.	81
9353-128-BSN	Alumina	Brushed Satin Nickel	8-32	128	155	27	Alum.	78	9368-256-BNI	Amherst	Brushed Nickel	8-32	256	304	26	Alum.	81
9354-160-BSN	Alumina	Brushed Satin Nickel	8-32	160	168	30	Alum.	78	9368-256-PC	Amherst	Polished Chrome	8-32	256	304	26	Alum.	81
9357-37-BSN	Alumina	Brushed Satin Nickel	8-32	-	37	30	Alum.	78	9368-320-BNI	Amherst	Brushed Nickel	8-32	320	410	26	Alum.	81
9365-128-BSNPC	Strathcona	Polished Chrome	8-32	128	140	30	Zinc/Alum.	54	9368-320-PC	Amherst	Polished Chrome	8-32	320	410	26	Alum.	81
9365-128-DBKDBK	Strathcona	Matte Black	8-32	128	140	30	Zinc/Alum.	54	9370-128-BBR	Dunbar	Brushed Brass	8-32	128	171	36	Alum.	76
9365-128-DBKPC	Strathcona	Polished Chrome	8-32	128	140	30	Zinc/Alum.	54	9370-128-BNI	Dunbar	Brushed Nickel	8-32	128	171	36	Alum.	76
9365-160-BSNPC	Strathcona	Polished Chrome	8-32	160	174	30	Zinc/Alum.	54	9370-128-BVB	Dunbar	Brushed Venetian Bronze	8-32	128	171	36	Alum.	77
9365-160-DBKDBK	Strathcona	Matte Black	8-32	160	174	30	Zinc/Alum.	54	9370-128-MBBS	Dunbar	Matte Brushed Black/Silver	8-32	128	171	36	Alum.	77
9365-160-DBKPC	Strathcona	Polished Chrome	8-32	160	174	30	Zinc/Alum.	54	9370-128-PC	Dunbar	Polished Chrome	8-32	128	171	36	Alum.	76
9365-192-BSNPC	Strathcona	Polished Chrome	8-32	192	205	30	Zinc/Alum.	54	9370-160-BBR	Dunbar	Brushed Brass	8-32	160	201	36	Alum.	76
9365-192-DBKDBK	Strathcona	Matte Black	8-32	192	205	30	Zinc/Alum.	54	9370-160-BNI	Dunbar	Brushed Nickel	8-32	160	201	36	Alum.	76
9365-192-DBKPC	Strathcona	Polished Chrome	8-32	192	205	30	Zinc/Alum.	54	9370-160-BVB	Dunbar	Brushed Venetian Bronze	8-32	160	201	36	Alum.	77
9365-256-BSNPC	Strathcona	Polished Chrome	8-32	256	270	30	Zinc/Alum.	54	9370-160-MBBS	Dunbar	Matte Brushed Black/Silver	8-32	160	201	36	Alum.	77
9365-256-DBKDBK	Strathcona	Matte Black	8-32	256	270	30	Zinc/Alum.	54	9370-160-PC	Dunbar	Polished Chrome	8-32	160	201	36	Alum.	76
9365-256-DBKPC	Strathcona	Polished Chrome	8-32	256	270	30	Zinc/Alum.	54	9370-192-BBR	Dunbar	Brushed Brass	8-32	192	244	36	Alum.	76
9365-320-BSNPC	Strathcona	Polished Chrome	8-32	320	334	30	Zinc/Alum.	54	9370-192-BNI	Dunbar	Brushed Nickel	8-32	192	244	36	Alum.	76
9365-320-DBKDBK	Strathcona	Matte Black	8-32	320	334	30	Zinc/Alum.	54	9370-192-BVB	Dunbar	Brushed Venetian Bronze	8-32	192	244	36	Alum.	77
9365-320-DBKPC	Strathcona	Polished Chrome	8-32	320	334	30	Zinc/Alum.	54	9370-192-MBBS	Dunbar	Matte Brushed Black/Silver	8-32	192	244	36	Alum.	77
9366-128-BNI	Nanton	Brushed Nickel	8-32	128	168	32	Alum.	79	9370-192-PC	Dunbar	Polished Chrome	8-32	192	244	36	Alum.	76
9366-128-PC	Nanton	Polished Chrome	8-32	128	168	32	Alum.	79	9370-256-BBR	Dunbar	Brushed Brass	8-32	256	299	36	Alum.	76
9366-192-BNI	Nanton	Brushed Nickel	8-32	192	230	32	Alum.	79	9370-256-BNI	Dunbar	Brushed Nickel	8-32	256	299	36	Alum.	76
9366-192-PC	Nanton	Polished Chrome	8-32	192	230	32	Alum.	79	9370-256-BVB	Dunbar	Brushed Venetian Bronze	8-32	256	299	36	Alum.	77
9366-256-BNI	Nanton	Brushed Nickel	8-32	256	294	32	Alum.	79	9370-256-MBBS	Dunbar	Matte Brushed Black/Silver	8-32	256	299	36	Alum.	77
9366-256-PC	Nanton	Polished Chrome	8-32	256	294	32	Alum.	79	9370-256-PC	Dunbar	Polished Chrome	8-32	256	299	36	Alum.	76
9366-320-BNI	Nanton	Brushed Nickel	8-32	320	358	32	Alum.	79	9370-320-BBR	Dunbar	Brushed Brass	8-32	320	361	36	Alum.	76
9366-320-PC	Nanton	Polished Chrome	8-32	320	358	32	Alum.	79	9370-320-BNI	Dunbar	Brushed Nickel	8-32	320	361	36	Alum.	76
9367-128-BNI	Alma	Brushed Nickel	8-32	128	163	32	Alum.	64	9370-320-BVB	Dunbar	Brushed Venetian Bronze	8-32	320	361	36	Alum.	77
9367-128-PC	Alma	Polished Chrome	8-32	128	163	32	Alum.	64	9370-320-MBBS	Dunbar	Matte Brushed Black/Silver	8-32	320	361	36	Alum.	77
9367-160-BNI	Alma	Brushed Nickel	8-32	160	205	34	Alum.	64	9370-320-PC	Dunbar	Polished Chrome	8-32	320	361	36	Alum.	76
9367-160-PC	Alma	Polished Chrome	8-32	160	205	34	Alum.	64	9370-448-BBR	Dunbar	Brushed Brass	8-32	448	488	36	Alum.	76
9367-256-BNI	Alma	Brushed Nickel	8-32	256	299	34	Alum.	64	9370-448-BNI	Dunbar	Brushed Nickel	8-32	448	488	36	Alum.	76

Product Index

Item No.	Family	Finish	Thread	C2C (mm)	Len./Dia. (mm)	Proj. (mm)	Mat.	Page	Item No.	Family	Finish	Thread	C2C (mm)	Len./Dia. (mm)	Proj. (mm)	Mat.	Page
9370-448-BVB	Dunbar	Brushed Venetian Bronze	8-32	448	488	36	Alum.	77	9376-256-BNI-GL	Lucid	Brushed Nickel / Glass	8-32	256	269	30	Zinc/Glass	37
9370-448-MBBS	Dunbar	Matte Brushed Black/Silver	8-32	448	488	36	Alum.	77	9376-256-BNI-WT	Bench	Brushed Nickel / White	8-32	256	269	30	Zinc/Alum.	36
9370-448-PC	Dunbar	Polished Chrome	8-32	448	488	36	Alum.	76	9376-256-PC-GL	Lucid	Polished Chrome / Glass	8-32	256	269	30	Zinc/Glass	37
9370-96-BBR	Dunbar	Brushed Brass	8-32	96	138	36	Alum.	76	9376-320-BNI-DBK	Bench	Brushed Nickel / Matte Black	8-32	320	333	30	Zinc/Alum.	36
9370-96-BNI	Dunbar	Brushed Nickel	8-32	96	138	36	Alum.	76	9376-320-BNI-GL	Lucid	Brushed Nickel / Glass	8-32	320	333	30	Zinc/Glass	37
9370-96-BVB	Dunbar	Brushed Venetian Bronze	8-32	96	138	36	Alum.	77	9376-320-BNI-WT	Bench	Brushed Nickel / White	8-32	320	333	30	Zinc/Alum.	36
9370-96-MBBS	Dunbar	Matte Brushed Black/Silver	8-32	96	138	36	Alum.	77	9376-320-PC-GL	Lucid	Polished Chrome / Glass	8-32	320	333	30	Zinc/Glass	37
9370-96-PC	Dunbar	Polished Chrome	8-32	96	138	36	Alum.	76	9440-128-HSS	Bar Pull	Hollow Stainless Steel	8-32	128	208	32	Stain. Steel	90
9370-BBR	Dunbar	Brushed Brass	8-32	-	40	36	Alum.	76	9440-192-HSS	Bar Pull	Hollow Stainless Steel	8-32	192	272	32	Stain. Steel	90
9370-BNI	Dunbar	Brushed Nickel	8-32	-	40	36	Alum.	76	9440-256-HSS	Bar Pull	Hollow Stainless Steel	8-32	256	336	32	Stain. Steel	90
9370-BVB	Dunbar	Brushed Venetian Bronze	8-32	-	40	36	Alum.	77	9440-320-HSS	Bar Pull	Hollow Stainless Steel	8-32	320	400	32	Stain. Steel	90
9370-MBBS	Dunbar	Matte Brushed Black/Silver	8-32	-	40	36	Alum.	77	9440-40-SSS	Bar Pull	Solid Stainless Steel	8-32	-	40	32	Stain. Steel	90
9370-PC	Dunbar	Polished Chrome	8-32	-	40	36	Alum.	76	9440-416-HSS	Bar Pull	Hollow Stainless Steel	8-32	416	496	32	Stain. Steel	90
9371-128-BNI	Stannard	Brushed Nickel	8-32	128	214	30	Zinc	80	9440-480-HSS	Bar Pull	Hollow Stainless Steel	8-32	480	560	32	Stain. Steel	90
9371-128-PC	Stannard	Polished Chrome	8-32	128	214	30	Zinc	80	9440-544-HSS	Bar Pull	Hollow Stainless Steel	8-32	544	624	32	Stain. Steel	90
9371-160-BNI	Stannard	Brushed Nickel	8-32	160	238	30	Zinc	80	9440-640-HSS	Bar Pull	Hollow Stainless Steel	8-32	640	720	32	Stain. Steel	90
9371-160-PC	Stannard	Polished Chrome	8-32	160	238	30	Zinc	80	9440-768-HSS	Bar Pull	Hollow Stainless Steel	8-32	768	848	32	Stain. Steel	90
9371-256-BNI	Stannard	Brushed Nickel	8-32	256	335	30	Zinc	80	9440-96-HSS	Bar Pull	Hollow Stainless Steel	8-32	96	160	32	Stain. Steel	90
9371-256-PC	Stannard	Polished Chrome	8-32	256	335	30	Zinc	80	9441-128-SSS	Bar Pull	Solid Stainless Steel	8-32	128	208	32	Stain. Steel	90
9371-96-BNI	Stannard	Brushed Nickel	8-32	96	181	30	Zinc	80	9441-160-SSS	Bar Pull	Solid Stainless Steel	8-32	160	240	32	Stain. Steel	90
9371-96-PC	Stannard	Polished Chrome	8-32	96	181	30	Zinc	80	9441-192-SSS	Bar Pull	Solid Stainless Steel	8-32	192	272	32	Stain. Steel	90
9375-128-BBS	Lennox	Brushed Black/Silver	8-32	128	178	32	Alum.	86	9441-256-SSS	Bar Pull	Solid Stainless Steel	8-32	256	336	32	Stain. Steel	90
9375-128-BNI	Lennox	Brushed Nickel	8-32	128	178	32	Alum.	86	9441-320-SSS	Bar Pull	Solid Stainless Steel	8-32	320	400	32	Stain. Steel	90
9375-160-BBS	Lennox	Brushed Black/Silver	8-32	160	209	32	Alum.	86	9441-40-SSS	Bar Pull	Solid Stainless Steel	8-32	-	40	32	Stain. Steel	90
9375-160-BNI	Lennox	Brushed Nickel	8-32	160	209	32	Alum.	86	9441-416-SSS	Bar Pull	Solid Stainless Steel	8-32	416	496	32	Stain. Steel	90
9375-256-BBS	Lennox	Brushed Black/Silver	8-32	256	306	32	Alum.	86	9441-480-SSS	Bar Pull	Solid Stainless Steel	8-32	480	560	32	Stain. Steel	90
9375-256-BNI	Lennox	Brushed Nickel	8-32	256	306	32	Alum.	86	9441-544-SSS	Bar Pull	Solid Stainless Steel	8-32	544	624	32	Stain. Steel	90
9375-320-BBS	Lennox	Brushed Black/Silver	8-32	320	371	32	Alum.	86	9441-640-SSS	Bar Pull	Solid Stainless Steel	8-32	640	720	32	Stain. Steel	90
9375-320-BNI	Lennox	Brushed Nickel	8-32	320	371	32	Alum.	86	9441-768-SSS	Bar Pull	Solid Stainless Steel	8-32	768	848	32	Stain. Steel	90
9376-128-BNI-DBK	Bench	Brushed Nickel / Matte Black	8-32	128	141	30	Zinc/Alum.	36	9441-96-SSS	Bar Pull	Solid Stainless Steel	8-32	96	160	32	Stain. Steel	90
9376-128-BNI-GL	Lucid	Brushed Nickel / Glass	8-32	128	141	30	Zinc/Glass	37	9450-160-BSN	Crofton	Brushed Satin Nickel	Wood	160	192	36	Stain. Steel	64
9376-128-BNI-WT	Bench	Brushed Nickel / White	8-32	128	141	30	Zinc/Alum.	36	9450-160-DBK	Crofton	Matte Black	Wood	160	192	36	Stain. Steel	64
9376-128-PC-GL	Lucid	Polished Chrome / Glass	8-32	128	141	30	Zinc/Glass	37	9450-160-PC	Crofton	Polished Chrome	Wood	160	192	36	Stain. Steel	64
9376-160-BNI-DBK	Bench	Brushed Nickel / Matte Black	8-32	160	173	30	Zinc/Alum.	36	9450-25-BSN	Crofton	Brushed Satin Nickel	Wood	25	38	36	Stain. Steel	64
9376-160-BNI-GL	Lucid	Brushed Nickel / Glass	8-32	160	173	30	Zinc/Glass	37	9450-25-DBK	Crofton	Matte Black	Wood	25	38	36	Stain. Steel	64
9376-160-BNI-WT	Bench	Brushed Nickel / White	8-32	160	173	30	Zinc/Alum.	36	9450-25-PC	Crofton	Polished Chrome	Wood	25	38	36	Stain. Steel	64
9376-160-PC-GL	Lucid	Polished Chrome / Glass	8-32	160	173	30	Zinc/Glass	37	9450-64-BSN	Crofton	Brushed Satin Nickel	Wood	64	102	36	Stain. Steel	64
9376-256-BNI-DBK	Bench	Brushed Nickel / Matte Black	8-32	256	269	30	Zinc/Alum.	36	9450-64-DBK	Crofton	Matte Black	Wood	64	102	36	Stain. Steel	64

Product Index

Item No.	Family	Finish	Thread	C2C (mm)	Len./Dia. (mm)	Proj. (mm)	Mat.	Page	Item No.	Family	Finish	Thread	C2C (mm)	Len./Dia. (mm)	Proj. (mm)	Mat.	Page
9450-64-PC	Crofton	Polished Chrome	Wood	64	102	36	Stain. Steel	64	9560-128-PC	Kemsley	Polished Chrome	8-32	128	200	30	Zinc	123
9500-ACBH-D	Elliot	Antique Copper Bronze Highlight	8-32	96	134	30	Zinc	134	9560-128-RSG	Kemsley	Rose Gold	8-32	128	200	30	Zinc	125
9500-BNI	Elliot	Brushed Nickel	8-32	96	134	30	Zinc	134	9560-160-ACBH-D	Kemsley	Antique Copper Bronze Highlight	8-32	160	229	30	Zinc	124
9500-DBK	Elliot	Matte Black	8-32	96	134	30	Zinc	134	9560-160-BBR	Kemsley	Brushed Brass	8-32	160	229	30	Zinc	123
9500-EOA-N	Elliot	Oil-Rubbed Bronze	8-32	96	134	30	Zinc	134	9560-160-BCO	Kemsley	Brushed Copper	8-32	160	229	30	Zinc	125
9500-NB	Elliot	Black Nickel	8-32	96	134	30	Zinc	134	9560-160-BSN	Kemsley	Brushed Satin Nickel	8-32	160	229	30	Zinc	122
9500-PC	Elliot	Polished Chrome	8-32	96	134	30	Zinc	134	9560-160-DBK	Kemsley	Matte Black	8-32	160	229	30	Zinc	122
9501-AIM-D	Sabre	Weathered Iron	8-32	128	165	28	Zinc	136	9560-160-EOA-N	Kemsley	Oil-Rubbed Bronze	8-32	160	229	30	Zinc	124
9501-ASM-D	Sabre	Weathered Steel	8-32	128	165	28	Zinc	136	9560-160-GCH	Kemsley	Gold Champagne	8-32	160	229	30	Zinc	123
9501-BNI	Sabre	Brushed Nickel	8-32	128	165	28	Zinc	136	9560-160-PC	Kemsley	Polished Chrome	8-32	160	229	30	Zinc	123
9501-DBK	Sabre	Matte Black	8-32	128	165	28	Zinc	136	9560-160-RSG	Kemsley	Rose Gold	8-32	160	229	30	Zinc	125
9501-NB	Sabre	Black Nickel	8-32	128	165	28	Zinc	136	9560-192-ACBH-D	Kemsley	Antique Copper Bronze Highlight	8-32	192	262	30	Zinc	124
9501-PC	Sabre	Polished Chrome	8-32	128	165	28	Zinc	136	9560-192-BBR	Kemsley	Brushed Brass	8-32	192	262	30	Zinc	123
9502-BNI	Lancer	Brushed Nickel	8-32	224	294	35	Zinc	135	9560-192-BCO	Kemsley	Brushed Copper	8-32	192	262	30	Zinc	125
9502-DBK	Lancer	Matte Black	8-32	224	294	35	Zinc	135	9560-192-BSN	Kemsley	Brushed Satin Nickel	8-32	192	262	30	Zinc	122
9511-BNI	Grove	Brushed Nickel	8-32	128	147	31	Zinc	138	9560-192-DBK	Kemsley	Matte Black	8-32	192	262	30	Zinc	122
9511-DBK	Grove	Matte Black	8-32	128	147	31	Zinc	138	9560-192-EOA-N	Kemsley	Oil-Rubbed Bronze	8-32	192	262	30	Zinc	124
9530-ACBH-D	Volta	Antique Copper Bronze Highlight	8-32	-	32	30	Steel	147	9560-192-GCH	Kemsley	Gold Champagne	8-32	192	262	30	Zinc	123
9530-AIM-D	Volta	Weathered Iron	8-32	-	32	30	Steel	147	9560-192-PC	Kemsley	Polished Chrome	8-32	192	262	30	Zinc	123
9530-ASM-D	Volta	Weathered Steel	8-32	-	32	30	Steel	147	9560-192-RSG	Kemsley	Rose Gold	8-32	192	262	30	Zinc	125
9530-BC	Volta	Brushed Chrome	8-32	-	32	30	Steel	147	9560-256-ACBH-D	Kemsley	Antique Copper Bronze Highlight	8-32	256	324	30	Zinc	124
9530-BNI	Volta	Brushed Nickel	8-32	-	32	30	Steel	147	9560-256-BBR	Kemsley	Brushed Brass	8-32	256	324	30	Zinc	123
9530-DBK	Volta	Matte Black	8-32	-	32	30	Steel	147	9560-256-BCO	Kemsley	Brushed Copper	8-32	256	324	30	Zinc	125
9530-EOA-N	Volta	Oil-Rubbed Bronze	8-32	-	32	30	Steel	147	9560-256-BSN	Kemsley	Brushed Satin Nickel	8-32	256	324	30	Zinc	122
9530-NB	Volta	Black Nickel	8-32	-	32	30	Steel	147	9560-256-DBK	Kemsley	Matte Black	8-32	256	324	30	Zinc	122
9530-PC	Volta	Polished Chrome	8-32	-	32	30	Steel	147	9560-256-EOA-N	Kemsley	Oil-Rubbed Bronze	8-32	256	324	30	Zinc	124
9531-BSN	Copo	Brushed Satin Nickel	8-32	-	32	29	Steel	147	9560-256-GCH	Kemsley	Gold Champagne	8-32	256	324	30	Zinc	123
9531-PC	Copo	Polished Chrome	8-32	-	32	29	Steel	147	9560-256-PC	Kemsley	Polished Chrome	8-32	256	324	30	Zinc	123
9550-BNI	Arkendo	Brushed Nickel	8-32	96	116	27	Zinc	137	9560-256-RSG	Kemsley	Rose Gold	8-32	256	324	30	Zinc	125
9550-DBK	Arkendo	Matte Black	8-32	96	116	27	Zinc	137	9560-320-ACBH-D	Kemsley	Antique Copper Bronze Highlight	8-32	320	389	30	Zinc	124
9554-BSN	Clifton	Brushed Satin Nickel	8-32	128	138	30	Zinc	145	9560-320-BBR	Kemsley	Brushed Brass	8-32	320	389	30	Zinc	123
9560-128-ACBH-D	Kemsley	Antique Copper Bronze Highlight	8-32	128	200	30	Zinc	124	9560-320-BCO	Kemsley	Brushed Copper	8-32	320	389	30	Zinc	125
9560-128-BBR	Kemsley	Brushed Brass	8-32	128	200	30	Zinc	123	9560-320-BSN	Kemsley	Brushed Satin Nickel	8-32	320	389	30	Zinc	122
9560-128-BCO	Kemsley	Brushed Copper	8-32	128	200	30	Zinc	125	9560-320-DBK	Kemsley	Matte Black	8-32	320	389	30	Zinc	122
9560-128-BSN	Kemsley	Brushed Satin Nickel	8-32	128	200	30	Zinc	122	9560-320-EOA-N	Kemsley	Oil-Rubbed Bronze	8-32	320	389	30	Zinc	124
9560-128-DBK	Kemsley	Matte Black	8-32	128	200	30	Zinc	122	9560-320-GCH	Kemsley	Gold Champagne	8-32	320	389	30	Zinc	123
9560-128-EOA-N	Kemsley	Oil-Rubbed Bronze	8-32	128	200	30	Zinc	124	9560-320-PC	Kemsley	Polished Chrome	8-32	320	389	30	Zinc	123
9560-128-GCH	Kemsley	Gold Champagne	8-32	128	200	30	Zinc	123	9560-320-RSG	Kemsley	Rose Gold	8-32	320	389	30	Zinc	125

Product Index

Item No.	Family	Finish	Thread	C2C (mm)	Len./Dia. (mm)	Proj. (mm)	Mat.	Page	Item No.	Family	Finish	Thread	C2C (mm)	Len./Dia. (mm)	Proj. (mm)	Mat.	Page
9560-96-ACBH-D	Kemsley	Antique Copper Bronze Highlight	8-32	96	163	30	Zinc	124	9613-192-BSN	Beckett	Brushed Satin Nickel	8-32	192	205	26	Zinc	121
9560-96-BBR	Kemsley	Brushed Brass	8-32	96	163	30	Zinc	123	9613-192-DBK	Beckett	Matte Black	8-32	192	205	26	Zinc	121
9560-96-BCO	Kemsley	Brushed Copper	8-32	96	163	30	Zinc	125	9613-192-PG	Beckett	Polished Gold	8-32	192	205	26	Zinc	121
9560-96-BSN	Kemsley	Brushed Satin Nickel	8-32	96	163	30	Zinc	122	9613-192-PN	Beckett	Polished Nickel	8-32	192	205	26	Zinc	121
9560-96-DBK	Kemsley	Matte Black	8-32	96	163	30	Zinc	122	9613-256-AIM	Beckett	Antique Iron Metallic	8-32	256	269	26	Zinc	121
9560-96-E0A-N	Kemsley	Oil-Rubbed Bronze	8-32	96	163	30	Zinc	124	9613-256-BSN	Beckett	Brushed Satin Nickel	8-32	256	269	26	Zinc	121
9560-96-GCH	Kemsley	Gold Champagne	8-32	96	163	30	Zinc	123	9613-256-DBK	Beckett	Matte Black	8-32	256	269	26	Zinc	121
9560-96-PC	Kemsley	Polished Chrome	8-32	96	163	30	Zinc	123	9613-256-PG	Beckett	Polished Gold	8-32	256	269	26	Zinc	121
9560-96-RSG	Kemsley	Rose Gold	8-32	96	163	30	Zinc	125	9613-256-PN	Beckett	Polished Nickel	8-32	256	269	26	Zinc	121
9560-ACBH-D	Kemsley	Antique Copper Bronze Highlight	8-32	-	37	27	Zinc	124	9613-AIM	Beckett	Antique Iron Metallic	8-32	-	30	25	Zinc	121
9560-BBR	Kemsley	Brushed Brass	8-32	-	37	27	Zinc	123	9613-BSN	Beckett	Brushed Satin Nickel	8-32	-	30	25	Zinc	121
9560-BCO	Kemsley	Brushed Copper	8-32	-	37	27	Zinc	125	9613-DBK	Beckett	Matte Black	8-32	-	30	25	Zinc	121
9560-BSN	Kemsley	Brushed Satin Nickel	8-32	-	37	27	Zinc	122	9613-PG	Beckett	Polished Gold	8-32	-	30	25	Zinc	121
9560-DBK	Kemsley	Matte Black	8-32	-	37	27	Zinc	122	9613-PN	Beckett	Polished Nickel	8-32	-	30	25	Zinc	121
9560-E0A-N	Kemsley	Oil-Rubbed Bronze	8-32	-	37	27	Zinc	124	9614-160-BB	Tack	Brushed Brass	8-32	160	170	28	Zinc	44
9560-GCH	Kemsley	Gold Champagne	8-32	-	37	27	Zinc	123	9614-160-BSN	Tack	Brushed Satin Nickel	8-32	160	170	28	Zinc	44
9560-PC	Kemsley	Polished Chrome	8-32	-	37	27	Zinc	123	9614-160-DBK	Tack	Matte Black	8-32	160	170	28	Zinc	44
9560-RSG	Kemsley	Rose Gold	8-32	-	37	27	Zinc	125	9614-160-DBKPC	Tack	Matte Black/PC Trim	8-32	160	170	28	Zinc	44
9561-128-BLK	Willow	Black	8-32	128	165	27	Zinc	144	9614-160-DBKPG	Tack	Matte Black/PG Trim	8-32	160	170	28	Zinc	44
9561-128-BNI	Willow	Brushed Nickel	8-32	128	165	27	Zinc	144	9614-320-BB	Tack	Brushed Brass	8-32	320	330	28	Zinc	44
9612-128-BBR	Brera	Brushed Brass	8-32	128	141	31	Zinc	41	9614-320-BSN	Tack	Brushed Satin Nickel	8-32	320	330	28	Zinc	44
9612-128-BSN	Brera	Brushed Satin Nickel	8-32	128	141	31	Zinc	41	9614-320-DBK	Tack	Matte Black	8-32	320	330	28	Zinc	44
9612-128-DBK	Brera	Matte Black	8-32	128	141	31	Zinc	41	9614-320-DBKPC	Tack	Matte Black/PC Trim	8-32	320	330	28	Zinc	44
9612-128-GPH	Brera	Graphite	8-32	128	141	31	Zinc	41	9614-320-DBKPG	Tack	Matte Black/PG Trim	8-32	320	330	28	Zinc	44
9612-224-BBR	Brera	Brushed Brass	8-32	224	237	31	Zinc	41	9615-160-BB	Kanda	Brushed Brass	8-32	160	206	28	Zinc	45
9612-224-BSN	Brera	Brushed Satin Nickel	8-32	224	237	31	Zinc	41	9615-160-BSN	Kanda	Brushed Satin Nickel	8-32	160	206	28	Zinc	45
9612-224-DBK	Brera	Matte Black	8-32	224	237	31	Zinc	41	9615-160-DBK	Kanda	Matte Black	8-32	160	206	28	Zinc	45
9612-224-GPH	Brera	Graphite	8-32	224	237	31	Zinc	41	9615-160-PC	Kanda	Polished Chrome	8-32	160	206	28	Zinc	45
9612-96-BBR	Brera	Brushed Brass	8-32	96	109	31	Zinc	41	9615-320-BB	Kanda	Brushed Brass	8-32	320	366	28	Zinc	45
9612-96-BSN	Brera	Brushed Satin Nickel	8-32	96	109	31	Zinc	41	9615-320-BSN	Kanda	Brushed Satin Nickel	8-32	320	366	28	Zinc	45
9612-96-DBK	Brera	Matte Black	8-32	96	109	31	Zinc	41	9615-320-DBK	Kanda	Matte Black	8-32	320	366	28	Zinc	45
9612-96-GPH	Brera	Graphite	8-32	96	109	31	Zinc	41	9615-320-PC	Kanda	Polished Chrome	8-32	320	366	28	Zinc	45
9613-128-AIM	Beckett	Antique Iron Metallic	8-32	128	141	26	Zinc	121	9616-128-AIM	Grotto	Antique Iron Metallic	8-32	128	148	23	Zinc	120
9613-128-BSN	Beckett	Brushed Satin Nickel	8-32	128	141	26	Zinc	121	9616-128-BSN	Grotto	Brushed Satin Nickel	8-32	128	148	23	Zinc	120
9613-128-DBK	Beckett	Matte Black	8-32	128	141	26	Zinc	121	9616-128-DBK	Grotto	Matte Black	8-32	128	148	23	Zinc	120
9613-128-PG	Beckett	Polished Gold	8-32	128	141	26	Zinc	121	9616-128-PG	Grotto	Polished Gold	8-32	128	148	23	Zinc	120
9613-128-PN	Beckett	Polished Nickel	8-32	128	141	26	Zinc	121	9616-128-PN	Grotto	Polished Nickel	8-32	128	148	23	Zinc	120
9613-192-AIM	Beckett	Antique Iron Metallic	8-32	192	205	26	Zinc	121	9616-64-AIM	Grotto	Antique Iron Metallic	8-32	64	84	23	Zinc	120

Product Index

Item No.	Family	Finish	Thread	C2C (mm)	Len./Dia. (mm)	Proj. (mm)	Mat.	Page	Item No.	Family	Finish	Thread	C2C (mm)	Len./Dia. (mm)	Proj. (mm)	Mat.	Page
9616-64-BSN	Grotto	Brushed Satin Nickel	8-32	64	84	23	Zinc	120	9628-PC	Verden	Polished Chrome	8-32	-	32	33	Zinc	99
9616-64-DBK	Grotto	Matte Black	8-32	64	84	23	Zinc	120	9629-APT	Grange	Antique Pewter	8-32	-	43x28	33	Zinc	100
9616-64-PG	Grotto	Polished Gold	8-32	64	84	23	Zinc	120	9629-BBR	Grange	Brushed Brass	8-32	-	43x28	33	Zinc	100
9616-64-PN	Grotto	Polished Nickel	8-32	64	84	23	Zinc	120	9629-BCHG	Grange	Bronze Champagne	8-32	-	43x28	33	Zinc	100
9617-160-DBK	Gondola	Matte Black	8-32	160	177	29	Zinc	42	9629-BNI	Grange	Brushed Nickel	8-32	-	43x28	33	Zinc	100
9617-160-MBSN	Gondola	Matte Brushed Nickel	8-32	160	177	29	Zinc	42	9629-DBK	Grange	Matte Black	8-32	-	43x28	33	Zinc	100
9617-160-PC	Gondola	Polished Chrome	8-32	160	177	29	Zinc	42	9629-GPH	Grange	Graphite	8-32	-	43x28	33	Zinc	100
9617-160-PG	Gondola	Polished Gold	8-32	160	177	29	Zinc	42	9629-PC	Grange	Polished Chrome	8-32	-	43x28	33	Zinc	100
9617-320-DBK	Gondola	Matte Black	8-32	320	337	29	Zinc	42	9631-128-APT	Montague	Antique Pewter	8-32	128	140	30	Zinc	104
9617-320-MBSN	Gondola	Matte Brushed Nickel	8-32	320	337	29	Zinc	42	9631-128-BBR	Montague	Brushed Brass	8-32	128	140	30	Zinc	105
9617-320-PC	Gondola	Polished Chrome	8-32	320	337	29	Zinc	42	9631-128-BEOA	Montague	Brushed Oil-Rubbed Bronze	8-32	128	140	30	Zinc	105
9617-320-PG	Gondola	Polished Gold	8-32	320	337	29	Zinc	42	9631-128-BNI	Montague	Brushed Nickel	8-32	128	140	30	Zinc	104
9618-160-MBB	Portico	Matte Brushed Brass	8-32	160	180	25.5	Zinc	43	9631-128-PC	Montague	Polished Chrome	8-32	128	140	30	Zinc	104
9618-160-MBNB	Portico	Matte Black Nickel Brushed	8-32	160	180	25.5	Zinc	43	9631-160-APT	Montague	Antique Pewter	8-32	160	172	30	Zinc	104
9618-160-MBSN	Portico	Matte Brushed Nickel	8-32	160	180	25.5	Zinc	43	9631-160-BBR	Montague	Brushed Brass	8-32	160	172	30	Zinc	105
9618-320-MBB	Portico	Matte Brushed Brass	8-32	320	340	25.5	Zinc	43	9631-160-BEOA	Montague	Brushed Oil-Rubbed Bronze	8-32	160	172	30	Zinc	105
9618-320-MBNB	Portico	Matte Black Nickel Brushed	8-32	320	340	25.5	Zinc	43	9631-160-BNI	Montague	Brushed Nickel	8-32	160	172	30	Zinc	104
9618-320-MBSN	Portico	Matte Brushed Nickel	8-32	320	340	25.5	Zinc	43	9631-160-PC	Montague	Polished Chrome	8-32	160	172	30	Zinc	104
9621-BBR	Mesa	Brushed Brass	8-32	-	37	28.5	Zinc	53	9631-96-APT	Montague	Antique Pewter	8-32	96	108	30	Zinc	104
9621-BSN	Mesa	Brushed Satin Nickel	8-32	-	37	28.5	Zinc	53	9631-96-BBR	Montague	Brushed Brass	8-32	96	108	30	Zinc	105
9621-DBK	Mesa	Matte Black	8-32	-	37	28.5	Zinc	53	9631-96-BEOA	Montague	Brushed Oil-Rubbed Bronze	8-32	96	108	30	Zinc	105
9621-EOA-N	Mesa	Oil Rubbed Bronze	8-32	-	37	28.5	Zinc	53	9631-96-BNI	Montague	Brushed Nickel	8-32	96	108	30	Zinc	104
9621-GCH	Mesa	Gold Champagne	8-32	-	37	28.5	Zinc	53	9631-96-PC	Montague	Polished Chrome	8-32	96	108	30	Zinc	104
9621-NB	Mesa	Black Nickel	8-32	-	37	28.5	Zinc	53	9631-APT	Montague	Antique Pewter	8-32	-	40x20	32	Zinc	104
9621-PC	Mesa	Polished Chrome	8-32	-	37	28.5	Zinc	53	9631-BBR	Montague	Brushed Brass	8-32	-	40x20	32	Zinc	105
9627-APT	Claremont	Antique Pewter	8-32	-	34	26	Zinc	98	9631-BEOA	Montague	Brushed Oil-Rubbed Bronze	8-32	-	40x20	32	Zinc	105
9627-BBR	Claremont	Brushed Brass	8-32	-	34	26	Zinc	98	9631-BNI	Montague	Brushed Nickel	8-32	-	40x20	32	Zinc	104
9627-BCHG	Claremont	Bronze Champagne	8-32	-	34	26	Zinc	98	9631-PC	Montague	Polished Chrome	8-32	-	40x20	32	Zinc	104
9627-BNI	Claremont	Brushed Nickel	8-32	-	34	26	Zinc	98	9632-APT	Iona	Antique Pewter	8-32	-	29	26	Zinc	56
9627-DBK	Claremont	Matte Black	8-32	-	34	26	Zinc	98	9632-BBR	Iona	Brushed Brass	8-32	-	29	26	Zinc	56
9627-GPH	Claremont	Graphite	8-32	-	34	26	Zinc	98	9632-BCHG	Iona	Bronze Champagne	8-32	-	29	26	Zinc	56
9627-PC	Claremont	Polished Chrome	8-32	-	34	26	Zinc	98	9632-BNI	Iona	Brushed Nickel	8-32	-	29	26	Zinc	56
9628-APT	Verden	Antique Pewter	8-32	-	32	33	Zinc	99	9632-DBK	Iona	Matte Black	8-32	-	29	26	Zinc	56
9628-BBR	Verden	Brushed Brass	8-32	-	32	33	Zinc	99	9632-GPH	Iona	Graphite	8-32	-	29	26	Zinc	56
9628-BCHG	Verden	Bronze Champagne	8-32	-	32	33	Zinc	99	9632-PC	Iona	Polished Chrome	8-32	-	29	26	Zinc	56
9628-BNI	Verden	Brushed Nickel	8-32	-	32	33	Zinc	99	9633-128-APT	Rochelle	Antique Pewter	8-32	128	143	25	Zinc	68
9628-DBK	Verden	Matte Black	8-32	-	32	33	Zinc	99	9633-128-BBR	Rochelle	Brushed Brass	8-32	128	143	25	Zinc	69
9628-GPH	Verden	Graphite	8-32	-	32	33	Zinc	99	9633-128-BCHG	Rochelle	Bronze Champagne	8-32	128	143	25	Zinc	69

Product Index

Item No.	Family	Finish	Thread	C2C (mm)	Len./Dia. (mm)	Proj. (mm)	Mat.	Page	Item No.	Family	Finish	Thread	C2C (mm)	Len./Dia. (mm)	Proj. (mm)	Mat.	Page
9633-128-BNI	Rochelle	Brushed Nickel	8-32	128	143	25	Zinc	68	9634-96-PC	Henlow	Polished Chrome	8-32	96	132	27	Zinc	70
9633-128-DBK	Rochelle	Matte Black	8-32	128	143	25	Zinc	68	9635-128-APT	Denman	Antique Pewter	8-32	128	150	27	Zinc	63
9633-128-GPH	Rochelle	Graphite	8-32	128	143	25	Zinc	69	9635-128-BBR	Denman	Brushed Brass	8-32	128	150	27	Zinc	63
9633-128-PC	Rochelle	Polished Chrome	8-32	128	143	25	Zinc	68	9635-128-BCHG	Denman	Bronze Champagne	8-32	128	150	27	Zinc	63
9633-160-APT	Rochelle	Antique Pewter	8-32	160	174	25	Zinc	68	9635-128-BNI	Denman	Brushed Nickel	8-32	128	150	27	Zinc	62
9633-160-BBR	Rochelle	Brushed Brass	8-32	160	174	25	Zinc	69	9635-128-DBK	Denman	Matte Black	8-32	128	150	27	Zinc	63
9633-160-BCHG	Rochelle	Bronze Champagne	8-32	160	174	25	Zinc	69	9635-128-GPH	Denman	Graphite	8-32	128	150	27	Zinc	62
9633-160-BNI	Rochelle	Brushed Nickel	8-32	160	174	25	Zinc	68	9635-128-PC	Denman	Polished Chrome	8-32	128	150	27	Zinc	62
9633-160-DBK	Rochelle	Matte Black	8-32	160	174	25	Zinc	68	9635-160-APT	Denman	Antique Pewter	8-32	160	190	28	Zinc	63
9633-160-GPH	Rochelle	Graphite	8-32	160	174	25	Zinc	69	9635-160-BBR	Denman	Brushed Brass	8-32	160	190	28	Zinc	63
9633-160-PC	Rochelle	Polished Chrome	8-32	160	174	25	Zinc	68	9635-160-BCHG	Denman	Bronze Champagne	8-32	160	190	28	Zinc	63
9633-96-APT	Rochelle	Antique Pewter	8-32	96	111	25	Zinc	68	9635-160-BNI	Denman	Brushed Nickel	8-32	160	190	28	Zinc	62
9633-96-BBR	Rochelle	Brushed Brass	8-32	96	111	25	Zinc	69	9635-160-DBK	Denman	Matte Black	8-32	160	190	28	Zinc	63
9633-96-BCHG	Rochelle	Bronze Champagne	8-32	96	111	25	Zinc	69	9635-160-GPH	Denman	Graphite	8-32	160	190	28	Zinc	62
9633-96-BNI	Rochelle	Brushed Nickel	8-32	96	111	25	Zinc	68	9635-160-PC	Denman	Polished Chrome	8-32	160	190	28	Zinc	62
9633-96-DBK	Rochelle	Matte Black	8-32	96	111	25	Zinc	68	9635-192-APT	Denman	Antique Pewter	8-32	192	222	28	Zinc	63
9633-96-GPH	Rochelle	Graphite	8-32	96	111	25	Zinc	69	9635-192-BBR	Denman	Brushed Brass	8-32	192	222	28	Zinc	63
9633-96-PC	Rochelle	Polished Chrome	8-32	96	111	25	Zinc	68	9635-192-BCHG	Denman	Bronze Champagne	8-32	192	222	28	Zinc	63
9634-128-APT	Henlow	Antique Pewter	8-32	128	165	29	Zinc	71	9635-192-BNI	Denman	Brushed Nickel	8-32	192	222	28	Zinc	62
9634-128-BBR	Henlow	Brushed Brass	8-32	128	165	29	Zinc	70	9635-192-DBK	Denman	Matte Black	8-32	192	222	28	Zinc	63
9634-128-BCHG	Henlow	Bronze Champagne	8-32	128	165	29	Zinc	71	9635-192-GPH	Denman	Graphite	8-32	192	222	28	Zinc	62
9634-128-BNI	Henlow	Brushed Nickel	8-32	128	165	29	Zinc	70	9635-192-PC	Denman	Polished Chrome	8-32	192	222	28	Zinc	62
9634-128-DBK	Henlow	Matte Black	8-32	128	165	29	Zinc	70	9635-256-APT	Denman	Antique Pewter	8-32	256	290	28	Zinc	63
9634-128-GPH	Henlow	Graphite	8-32	128	165	29	Zinc	71	9635-256-BBR	Denman	Brushed Brass	8-32	256	290	28	Zinc	63
9634-128-PC	Henlow	Polished Chrome	8-32	128	165	29	Zinc	70	9635-256-BCHG	Denman	Bronze Champagne	8-32	256	290	28	Zinc	63
9634-160-APT	Henlow	Antique Pewter	8-32	160	196	31	Zinc	71	9635-256-BNI	Denman	Brushed Nickel	8-32	256	290	28	Zinc	62
9634-160-BBR	Henlow	Brushed Brass	8-32	160	196	31	Zinc	70	9635-256-DBK	Denman	Matte Black	8-32	256	290	28	Zinc	63
9634-160-BCHG	Henlow	Bronze Champagne	8-32	160	196	31	Zinc	71	9635-256-GPH	Denman	Graphite	8-32	256	290	28	Zinc	62
9634-160-BNI	Henlow	Brushed Nickel	8-32	160	196	31	Zinc	70	9635-256-PC	Denman	Polished Chrome	8-32	256	290	28	Zinc	62
9634-160-DBK	Henlow	Matte Black	8-32	160	196	31	Zinc	70	9635-32-APT	Denman	Antique Pewter	8-32	32	57	26	Zinc	63
9634-160-GPH	Henlow	Graphite	8-32	160	196	31	Zinc	71	9635-32-BBR	Denman	Brushed Brass	8-32	32	57	26	Zinc	63
9634-160-PC	Henlow	Polished Chrome	8-32	160	196	31	Zinc	70	9635-32-BCHG	Denman	Bronze Champagne	8-32	32	57	26	Zinc	63
9634-96-APT	Henlow	Antique Pewter	8-32	96	132	27	Zinc	71	9635-32-BNI	Denman	Brushed Nickel	8-32	32	57	26	Zinc	62
9634-96-BBR	Henlow	Brushed Brass	8-32	96	132	27	Zinc	70	9635-32-DBK	Denman	Matte Black	8-32	32	57	26	Zinc	63
9634-96-BCHG	Henlow	Bronze Champagne	8-32	96	132	27	Zinc	71	9635-32-GPH	Denman	Graphite	8-32	32	57	26	Zinc	62
9634-96-BNI	Henlow	Brushed Nickel	8-32	96	132	27	Zinc	70	9635-32-PC	Denman	Polished Chrome	8-32	32	57	26	Zinc	62
9634-96-DBK	Henlow	Matte Black	8-32	96	132	27	Zinc	70	9635-320-APT	Denman	Antique Pewter	8-32	320	358	29	Zinc	63
9634-96-GPH	Henlow	Graphite	8-32	96	132	27	Zinc	71	9635-320-BBR	Denman	Brushed Brass	8-32	320	358	29	Zinc	63

Product Index

Item No.	Family	Finish	Thread	C2C (mm)	Len./Dia. (mm)	Proj. (mm)	Mat.	Page	Item No.	Family	Finish	Thread	C2C (mm)	Len./Dia. (mm)	Proj. (mm)	Mat.	Page
9635-320-BCHG	Denman	Bronze Champagne	8-32	320	358	29	Zinc	63	9636-96-GPH	Ashdale	Graphite	8-32	96	116	29	Zinc	97
9635-320-BNI	Denman	Brushed Nickel	8-32	320	358	29	Zinc	62	9636-96-PC	Ashdale	Polished Chrome	8-32	96	116	29	Zinc	96
9635-320-DBK	Denman	Matte Black	8-32	320	358	29	Zinc	63	9637-128-BCHG	Newham	Bronze Champagne	8-32	128	140	28	Zinc	101
9635-320-GPH	Denman	Graphite	8-32	320	358	29	Zinc	62	9637-128-BNI	Newham	Brushed Nickel	8-32	128	140	28	Zinc	101
9635-320-PC	Denman	Polished Chrome	8-32	320	358	29	Zinc	62	9637-128-GPH	Newham	Graphite	8-32	128	140	28	Zinc	101
9635-96-APT	Denman	Antique Pewter	8-32	96	120	27	Zinc	63	9637-128-PC	Newham	Polished Chrome	8-32	128	140	28	Zinc	101
9635-96-BBR	Denman	Brushed Brass	8-32	96	120	27	Zinc	63	9637-192-BCHG	Newham	Bronze Champagne	8-32	192	204	28	Zinc	101
9635-96-BCHG	Denman	Bronze Champagne	8-32	96	120	27	Zinc	63	9637-192-BNI	Newham	Brushed Nickel	8-32	192	204	28	Zinc	101
9635-96-BNI	Denman	Brushed Nickel	8-32	96	120	27	Zinc	62	9637-192-GPH	Newham	Graphite	8-32	192	204	28	Zinc	101
9635-96-DBK	Denman	Matte Black	8-32	96	120	27	Zinc	63	9637-192-PC	Newham	Polished Chrome	8-32	192	204	28	Zinc	101
9635-96-GPH	Denman	Graphite	8-32	96	120	27	Zinc	62	9637-256-BCHG	Newham	Bronze Champagne	8-32	256	268	31	Zinc	101
9635-96-PC	Denman	Polished Chrome	8-32	96	120	27	Zinc	62	9637-256-BNI	Newham	Brushed Nickel	8-32	256	268	31	Zinc	101
9636-128-APT	Ashdale	Antique Pewter	8-32	128	149	29	Zinc	97	9637-256-GPH	Newham	Graphite	8-32	256	268	31	Zinc	101
9636-128-BBR	Ashdale	Brushed Brass	8-32	128	149	29	Zinc	96	9637-256-PC	Newham	Polished Chrome	8-32	256	268	31	Zinc	101
9636-128-BCHG	Ashdale	Bronze Champagne	8-32	128	149	29	Zinc	97	9637-352-BCHG	Newham	Bronze Champagne	8-32	352	363	37	Zinc	101
9636-128-BNI	Ashdale	Brushed Nickel	8-32	128	149	29	Zinc	96	9637-352-BNI	Newham	Brushed Nickel	8-32	352	363	37	Zinc	101
9636-128-DBK	Ashdale	Matte Black	8-32	128	149	29	Zinc	96	9637-352-GPH	Newham	Graphite	8-32	352	363	37	Zinc	101
9636-128-GPH	Ashdale	Graphite	8-32	128	149	29	Zinc	97	9637-352-PC	Newham	Polished Chrome	8-32	352	363	37	Zinc	101
9636-128-PC	Ashdale	Polished Chrome	8-32	128	149	29	Zinc	96	9641-128-BNI	Rexford	Brushed Nickel	8-32	128	155	30	Zinc	145
9636-160-APT	Ashdale	Antique Pewter	8-32	160	181	29	Zinc	97	9653-ACBH-D	Rook	Antique Copper Bronze Highlight	8-32	-	31	27	Zinc	143
9636-160-BBR	Ashdale	Brushed Brass	8-32	160	181	29	Zinc	96	9653-AIM-D	Rook	Weathered Iron	8-32	-	31	27	Zinc	143
9636-160-BCHG	Ashdale	Bronze Champagne	8-32	160	181	29	Zinc	97	9653-ASM-D	Rook	Weathered Steel	8-32	-	31	27	Zinc	143
9636-160-BNI	Ashdale	Brushed Nickel	8-32	160	181	29	Zinc	96	9653-BSN	Rook	Brushed Satin Nickel	8-32	-	31	27	Zinc	143
9636-160-DBK	Ashdale	Matte Black	8-32	160	181	29	Zinc	96	9653-DBK	Rook	Matte Black	8-32	-	31	27	Zinc	143
9636-160-GPH	Ashdale	Graphite	8-32	160	181	29	Zinc	97	9653-EOA-N	Rook	Oil-Rubbed Bronze	8-32	-	31	27	Zinc	143
9636-160-PC	Ashdale	Polished Chrome	8-32	160	181	29	Zinc	96	9653-PC	Rook	Polished Chrome	8-32	-	31	27	Zinc	143
9636-192-APT	Ashdale	Antique Pewter	8-32	192	213	29	Zinc	97	9654-AIM-D	Minto	Weathered Iron	8-32	-	31	27	Zinc	142
9636-192-BBR	Ashdale	Brushed Brass	8-32	192	213	29	Zinc	96	9654-ASM-D	Minto	Weathered Steel	8-32	-	31	27	Zinc	142
9636-192-BCHG	Ashdale	Bronze Champagne	8-32	192	213	29	Zinc	97	9654-BSN	Minto	Brushed Satin Nickel	8-32	-	31	27	Zinc	142
9636-192-BNI	Ashdale	Brushed Nickel	8-32	192	213	29	Zinc	96	9660-ACBH-D	Grandin	Antique Copper Bronze Highlight	8-32	76 (3")	133	27	Zinc	141
9636-192-DBK	Ashdale	Matte Black	8-32	192	213	29	Zinc	96	9660-AIM-D	Grandin	Weathered Iron	8-32	76 (3")	133	27	Zinc	141
9636-192-GPH	Ashdale	Graphite	8-32	192	213	29	Zinc	97	9660-ASM-D	Grandin	Weathered Steel	8-32	76 (3")	133	27	Zinc	141
9636-192-PC	Ashdale	Polished Chrome	8-32	192	213	29	Zinc	96	9660-BSN	Grandin	Brushed Satin Nickel	8-32	76 (3")	133	27	Zinc	141
9636-96-APT	Ashdale	Antique Pewter	8-32	96	116	29	Zinc	97	9660-DBK	Grandin	Matte Black	8-32	76 (3")	133	27	Zinc	141
9636-96-BBR	Ashdale	Brushed Brass	8-32	96	116	29	Zinc	96	9660-EOA-N	Grandin	Oil-Rubbed Bronze	8-32	76 (3")	133	27	Zinc	141
9636-96-BCHG	Ashdale	Bronze Champagne	8-32	96	116	29	Zinc	97	9661-ACBH-D	Corporal	Antique Copper Bronze Highlight	8-32	76 (3")	142	25	Zinc	140
9636-96-BNI	Ashdale	Brushed Nickel	8-32	96	116	29	Zinc	96	9661-AIM-D	Corporal	Weathered Iron	8-32	76 (3")	142	25	Zinc	140
9636-96-DBK	Ashdale	Matte Black	8-32	96	116	29	Zinc	96	9661-ASM-D	Corporal	Weathered Steel	8-32	76 (3")	142	25	Zinc	140

Product Index

Item No.	Family	Finish	Thread	C2C (mm)	Len./Dia. (mm)	Proj. (mm)	Mat.	Page	Item No.	Family	Finish	Thread	C2C (mm)	Len./Dia. (mm)	Proj. (mm)	Mat.	Page
9661-BSN	Corporal	Brushed Satin Nickel	8-32	76 (3")	142	25	Zinc	140	9670-ASM-D	Ridgeley	Weathered Steel	8-32	64	104	26	Zinc	135
9661-DBK	Corporal	Matte Black	8-32	76 (3")	142	25	Zinc	140	9670-BNI	Ridgeley	Brushed Nickel	8-32	64	104	26	Zinc	135
9661-E0A-N	Corporal	Oil-Rubbed Bronze	8-32	76 (3")	142	25	Zinc	140	9670-DBK	Ridgeley	Matte Black	8-32	64	104	26	Zinc	135
9661-PC	Corporal	Polished Chrome	8-32	76 (3")	142	25	Zinc	140	9670-E0A-N	Ridgeley	Oil-Rubbed Bronze	8-32	64	104	26	Zinc	135
9662-128-BNI	Critchfield	Brushed Nickel	8-32	128	160	29	Zinc	138	9670-PC	Ridgeley	Polished Chrome	8-32	64	104	26	Zinc	135
9662-128-NB	Critchfield	Black Nickel	8-32	128	160	29	Zinc	138	9671-128-BSN	Kingston	Brushed Satin Nickel	8-32	128	168	33	Steel	50
9662-96-BNI	Critchfield	Brushed Nickel	8-32	96	120	23	Zinc	138	9671-128-E0A-N	Kingston	Oil-Rubbed Bronze	8-32	128	168	33	Steel	50
9662-96-NB	Critchfield	Black Nickel	8-32	96	120	23	Zinc	138	9671-128-GCH	Kingston	Gold Champagne	8-32	128	168	33	Steel	50
9663-30-BNI	Appleton	Brushed Nickel	8-32	-	30	31	Zinc	139	9671-160-BSN	Kingston	Brushed Satin Nickel	8-32	160	200	33	Steel	50
9664-128-BNI	Bank	Brushed Nickel	8-32	128	150	27	Zinc	145	9671-160-E0A-N	Kingston	Oil-Rubbed Bronze	8-32	160	200	33	Steel	50
9664-128-DBK	Bank	Matte Black	8-32	128	150	27	Zinc	145	9671-160-GCH	Kingston	Gold Champagne	8-32	160	200	33	Steel	50
9665-34-BNI	Wilshire	Brushed Nickel	8-32	-	34	31	Zinc	139	9671-192-BSN	Kingston	Brushed Satin Nickel	8-32	192	232	33	Steel	50
9668-128-BSN	Grantchester	Brushed Satin Nickel	8-32	128	170	36	Zinc/Steel	89	9671-192-E0A-N	Kingston	Oil-Rubbed Bronze	8-32	192	232	33	Steel	50
9668-128-BSN-HSS	Grantchester	Brushed Satin Nickel	8-32	128	170	36	Zinc/Steel	88	9671-192-GCH	Kingston	Gold Champagne	8-32	192	232	33	Steel	50
9668-128-PC-HSS	Grantchester	Polished Chrome	8-32	128	170	36	Zinc/Steel	88	9671-96-BSN	Kingston	Brushed Satin Nickel	8-32	96	136	33	Steel	50
9668-160-BSN	Grantchester	Brushed Satin Nickel	8-32	160	202	36	Zinc/Steel	89	9671-96-E0A-N	Kingston	Oil-Rubbed Bronze	8-32	96	136	33	Steel	50
9668-160-BSN-HSS	Grantchester	Brushed Satin Nickel	8-32	160	202	36	Zinc/Steel	88	9671-96-GCH	Kingston	Gold Champagne	8-32	96	136	33	Steel	50
9668-160-PC-HSS	Grantchester	Polished Chrome	8-32	160	202	36	Zinc/Steel	88	9671-BSN	Kingston	Brushed Satin Nickel	8-32	-	40	33	Steel	50
9668-192-BSN	Grantchester	Brushed Satin Nickel	8-32	192	235	36	Zinc/Steel	89	9671-E0A-N	Kingston	Oil-Rubbed Bronze	8-32	-	40	33	Steel	50
9668-192-BSN-HSS	Grantchester	Brushed Satin Nickel	8-32	192	235	36	Zinc/Steel	88	9671-GCH	Kingston	Gold Champagne	8-32	-	40	33	Steel	50
9668-192-PC-HSS	Grantchester	Polished Chrome	8-32	192	235	36	Zinc/Steel	88	9761-160-BNI	Rodello	Brushed Nickel	8-32	160	170	28	Zinc	67
9668-256-BSN	Grantchester	Brushed Satin Nickel	8-32	256	298	36	Zinc/Steel	89	9761-160-PC	Rodello	Polished Chrome	8-32	160	170	28	Zinc	67
9668-256-BSN-HSS	Grantchester	Brushed Satin Nickel	8-32	256	298	36	Zinc/Steel	88	9761-192-BNI	Rodello	Brushed Nickel	8-32	192	202	28	Zinc	67
9668-256-PC-HSS	Grantchester	Polished Chrome	8-32	256	298	36	Zinc/Steel	88	9761-192-PC	Rodello	Polished Chrome	8-32	192	202	28	Zinc	67
9668-320-BSN-HSS	Grantchester	Brushed Satin Nickel	8-32	320	359	36	Zinc/Steel	88	9765-128-BBR	Senza	Brushed Brass	8-32	128	160	30	Zinc	107
9668-320-PC-HSS	Grantchester	Polished Chrome	8-32	320	359	36	Zinc/Steel	88	9765-128-BNI	Senza	Brushed Nickel	8-32	128	160	30	Zinc	106
9668-96-BSN	Grantchester	Brushed Satin Nickel	8-32	96	138	36	Zinc/Steel	89	9765-128-BVB	Senza	Brushed Venetian Bronze	8-32	128	160	30	Zinc	107
9668-96-BSN-HSS	Grantchester	Brushed Satin Nickel	8-32	96	138	36	Zinc/Steel	88	9765-128-DBK	Senza	Matte Black	8-32	128	160	30	Zinc	106
9668-96-PC-HSS	Grantchester	Polished Chrome	8-32	96	138	36	Zinc/Steel	88	9765-128-MBBS	Senza	Matte Brushed Black/Silver	8-32	128	160	30	Zinc	107
9669-ACBH-D	Linwood	Antique Copper Bronze Highlight	8-32	-	31	27	Zinc	142	9765-128-PC	Senza	Polished Chrome	8-32	128	160	30	Zinc	106
9669-AIM-D	Linwood	Weathered Iron	8-32	-	31	27	Zinc	142	9765-128-SGR	Senza	Stone Grey	8-32	128	160	30	Zinc	106
9669-ASM-D	Linwood	Weathered Steel	8-32	-	31	27	Zinc	142	9765-160-BBR	Senza	Brushed Brass	8-32	160	192	30	Zinc	107
9669-BSN	Linwood	Brushed Satin Nickel	8-32	-	31	27	Zinc	142	9765-160-BNI	Senza	Brushed Nickel	8-32	160	192	30	Zinc	106
9669-DBK	Linwood	Matte Black	8-32	-	31	27	Zinc	142	9765-160-BVB	Senza	Brushed Venetian Bronze	8-32	160	192	30	Zinc	107
9669-E0A-N	Linwood	Oil-Rubbed Bronze	8-32	-	31	27	Zinc	142	9765-160-DBK	Senza	Matte Black	8-32	160	192	30	Zinc	106
9669-PC	Linwood	Polished Chrome	8-32	-	31	27	Zinc	142	9765-160-MBBS	Senza	Matte Brushed Black/Silver	8-32	160	192	30	Zinc	107
9670-ACBH-D	Ridgeley	Antique Copper Bronze Highlight	8-32	64	104	26	Zinc	135	9765-160-PC	Senza	Polished Chrome	8-32	160	192	30	Zinc	106
9670-AIM-D	Ridgeley	Weathered Iron	8-32	64	104	26	Zinc	135	9765-160-SGR	Senza	Stone Grey	8-32	160	192	30	Zinc	106

Product Index

Item No.	Family	Finish	Thread	C2C (mm)	Len./Dia. (mm)	Proj. (mm)	Mat.	Page	Item No.	Family	Finish	Thread	C2C (mm)	Len./Dia. (mm)	Proj. (mm)	Mat.	Page
9765-256-BBR	Senza	Brushed Brass	8-32	256	288	30	Zinc	107	9767-160-BBR	Lauro	Brushed Brass	8-32	160	189	31	Zinc	75
9765-256-BNI	Senza	Brushed Nickel	8-32	256	288	30	Zinc	106	9767-160-BNI	Lauro	Brushed Nickel	8-32	160	189	31	Zinc	75
9765-256-BVB	Senza	Brushed Venetian Bronze	8-32	256	288	30	Zinc	107	9767-160-PC	Lauro	Polished Chrome	8-32	160	189	31	Zinc	75
9765-256-DBK	Senza	Matte Black	8-32	256	288	30	Zinc	106	9767-160-SGR	Lauro	Stone Grey	8-32	160	189	31	Zinc	75
9765-256-MBBS	Senza	Matte Brushed Black/Silver	8-32	256	288	30	Zinc	107	9767-256-BBR	Lauro	Brushed Brass	8-32	256	295	33	Zinc	75
9765-256-PC	Senza	Polished Chrome	8-32	256	288	30	Zinc	106	9767-256-BNI	Lauro	Brushed Nickel	8-32	256	295	33	Zinc	75
9765-256-SGR	Senza	Stone Grey	8-32	256	288	30	Zinc	106	9767-256-PC	Lauro	Polished Chrome	8-32	256	295	33	Zinc	75
9765-320-BBR	Senza	Brushed Brass	8-32	320	355	30	Zinc	107	9767-256-SGR	Lauro	Stone Grey	8-32	256	295	33	Zinc	75
9765-320-BNI	Senza	Brushed Nickel	8-32	320	355	30	Zinc	106	9767-320-BBR	Lauro	Brushed Brass	8-32	320	360	35	Zinc	75
9765-320-BVB	Senza	Brushed Venetian Bronze	8-32	320	355	30	Zinc	107	9767-320-BNI	Lauro	Brushed Nickel	8-32	320	360	35	Zinc	75
9765-320-DBK	Senza	Matte Black	8-32	320	355	30	Zinc	106	9767-320-PC	Lauro	Polished Chrome	8-32	320	360	35	Zinc	75
9765-320-MBBS	Senza	Matte Brushed Black/Silver	8-32	320	355	30	Zinc	107	9767-320-SGR	Lauro	Stone Grey	8-32	320	360	35	Zinc	75
9765-320-PC	Senza	Polished Chrome	8-32	320	355	30	Zinc	106	9768-128-BNI	Carlaw	Brushed Nickel	8-32	128	154	27	Zinc	85
9765-320-SGR	Senza	Stone Grey	8-32	320	355	30	Zinc	106	9768-128-PC	Carlaw	Polished Chrome	8-32	128	154	27	Zinc	85
9766-128-BNI	Ponte	Brushed Nickel	8-32	128	190	30	Zinc	109	9768-160-BNI	Carlaw	Brushed Nickel	8-32	160	186	27	Zinc	85
9766-128-DBK	Ponte	Matte Black	8-32	128	190	30	Zinc	109	9768-160-PC	Carlaw	Polished Chrome	8-32	160	186	27	Zinc	85
9766-128-PC	Ponte	Polished Chrome	8-32	128	190	30	Zinc	109	9768-256-BNI	Carlaw	Brushed Nickel	8-32	256	282	26	Zinc	85
9766-128-SGR	Ponte	Stone Grey	8-32	128	190	30	Zinc	109	9768-256-PC	Carlaw	Polished Chrome	8-32	256	282	26	Zinc	85
9766-160-BNI	Ponte	Brushed Nickel	8-32	160	222	30	Zinc	109	9768-96-BNI	Carlaw	Brushed Nickel	8-32	96	122	28	Zinc	85
9766-160-DBK	Ponte	Matte Black	8-32	160	222	30	Zinc	109	9768-96-PC	Carlaw	Polished Chrome	8-32	96	122	28	Zinc	85
9766-160-PC	Ponte	Polished Chrome	8-32	160	222	30	Zinc	109	9769-128-BNI	Juno	Brushed Nickel	8-32	128	150	26	Zinc	85
9766-160-SGR	Ponte	Stone Grey	8-32	160	222	30	Zinc	109	9769-128-PC	Juno	Polished Chrome	8-32	128	150	26	Zinc	85
9766-256-BNI	Ponte	Brushed Nickel	8-32	256	338	30	Zinc	109	9769-160-BNI	Juno	Brushed Nickel	8-32	160	182	26	Zinc	85
9766-256-DBK	Ponte	Matte Black	8-32	256	338	30	Zinc	109	9769-160-PC	Juno	Polished Chrome	8-32	160	182	26	Zinc	85
9766-256-PC	Ponte	Polished Chrome	8-32	256	338	30	Zinc	109	9769-256-BNI	Juno	Brushed Nickel	8-32	256	277	26	Zinc	85
9766-256-SGR	Ponte	Stone Grey	8-32	256	338	30	Zinc	109	9769-256-PC	Juno	Polished Chrome	8-32	256	277	26	Zinc	85
9766-320-BNI	Ponte	Brushed Nickel	8-32	320	412	30	Zinc	109	9769-96-BNI	Juno	Brushed Nickel	8-32	96	120	26	Zinc	85
9766-320-DBK	Ponte	Matte Black	8-32	320	412	30	Zinc	109	9769-96-PC	Juno	Polished Chrome	8-32	96	120	26	Zinc	85
9766-320-PC	Ponte	Polished Chrome	8-32	320	412	30	Zinc	109	9770-BNI	Bayfield	Brushed Nickel	8-32	-	31	25	Zinc	137
9766-320-SGR	Ponte	Stone Grey	8-32	320	412	30	Zinc	109	9770-DBK	Bayfield	Matte Black	8-32	-	31	25	Zinc	137
9766-BNI	Ponte	Brushed Nickel	8-32	-	50	30	Zinc	109	9770-PC	Bayfield	Polished Chrome	8-32	-	31	25	Zinc	137
9766-DBK	Ponte	Matte Black	8-32	-	50	30	Zinc	109	9775-APT	Reina	Antique Pewter	8-32	96	124	31	Zinc	131
9766-PC	Ponte	Polished Chrome	8-32	-	50	30	Zinc	109	9775-BE0A	Reina	Brushed Oil-Rubbed Bronze	8-32	96	124	31	Zinc	131
9766-SGR	Ponte	Stone Grey	8-32	-	50	30	Zinc	109	9775-BNI	Reina	Brushed Nickel	8-32	96	124	31	Zinc	131
9767-128-BBR	Lauro	Brushed Brass	8-32	128	157	30	Zinc	75	9776-APT	Reina	Antique Pewter	8-32	-	31	32	Zinc	131
9767-128-BNI	Lauro	Brushed Nickel	8-32	128	157	30	Zinc	75	9776-BE0A	Reina	Brushed Oil-Rubbed Bronze	8-32	-	31	32	Zinc	131
9767-128-PC	Lauro	Polished Chrome	8-32	128	157	30	Zinc	75	9776-BNI	Reina	Brushed Nickel	8-32	-	31	32	Zinc	131
9767-128-SGR	Lauro	Stone Grey	8-32	128	157	30	Zinc	75	9781-128-DBK	Avry	Matte Black	8-32	128	140	30	Stain. Steel	51

Product Index

Item No.	Family	Finish	Thread	C2C (mm)	Len./Dia. (mm)	Proj. (mm)	Mat.	Page	Item No.	Family	Finish	Thread	C2C (mm)	Len./Dia. (mm)	Proj. (mm)	Mat.	Page
9781-128-HSS	Avry	Stainless Steel	8-32	128	140	30	Stain. Steel	51	A29349BBR	Candler	Black Bronze	8-32	76 (3")	111	29	Zinc	114
9781-160-DBK	Avry	Matte Black	8-32	160	172	30	Stain. Steel	51	A29349BBZ	Candler	Golden Champagne	8-32	76 (3")	111	29	Zinc	114
9781-160-HSS	Avry	Stainless Steel	8-32	160	172	30	Stain. Steel	51	A29349G10	Candler	Satin Nickel	8-32	76 (3")	111	29	Zinc	114
9781-192-DBK	Avry	Matte Black	8-32	192	204	30	Stain. Steel	51	A29349ORB	Candler	Oil-Rubbed Bronze	8-32	76 (3")	111	29	Zinc	114
9781-192-HSS	Avry	Stainless Steel	8-32	192	204	30	Stain. Steel	51	A29349PN	Candler	Polished Nickel	8-32	76 (3")	111	29	Zinc	114
9781-224-DBK	Avry	Matte Black	8-32	224	236	30	Stain. Steel	51	A29355AS	Candler	Antique Silver	8-32	96	132	30	Zinc	115
9781-224-HSS	Avry	Stainless Steel	8-32	224	236	30	Stain. Steel	51	A29355BBR	Candler	Black Bronze	8-32	96	132	30	Zinc	114
9781-320-DBK	Avry	Matte Black	8-32	320	332	30	Stain. Steel	51	A29355BBZ	Candler	Golden Champagne	8-32	96	132	30	Zinc	114
9781-320-HSS	Avry	Stainless Steel	8-32	320	332	30	Stain. Steel	51	A29355G10	Candler	Satin Nickel	8-32	96	132	30	Zinc	114
9783-APT	Burton	Antique Pewter	8-32	-	31	25	Zinc	57	A29355ORB	Candler	Oil-Rubbed Bronze	8-32	96	132	30	Zinc	114
9783-BBR	Burton	Brushed Brass	8-32	-	31	25	Zinc	57	A29355PN	Candler	Polished Nickel	8-32	96	132	30	Zinc	114
9783-BCHG	Burton	Bronze Champagne	8-32	-	31	25	Zinc	57	A29363AS	Candler	Antique Silver	8-32	128	167	32	Zinc	115
9783-BNI	Burton	Brushed Nickel	8-32	-	31	25	Zinc	57	A29363BBR	Candler	Black Bronze	8-32	128	167	32	Zinc	114
9783-DBK	Burton	Matte Black	8-32	-	31	25	Zinc	57	A29363BBZ	Candler	Golden Champagne	8-32	128	167	32	Zinc	114
9783-GPH	Burton	Graphite	8-32	-	31	25	Zinc	57	A29363G10	Candler	Satin Nickel	8-32	128	167	32	Zinc	114
9783-PC	Burton	Polished Chrome	8-32	-	31	25	Zinc	57	A29363ORB	Candler	Oil-Rubbed Bronze	8-32	128	167	32	Zinc	114
9785-128-BSN	Tanfield	Brushed Satin Nickel	8-32	128	144	39	Zinc/SSteel	89	A29363PN	Candler	Polished Nickel	8-32	128	167	32	Zinc	114
9785-160-BSN	Tanfield	Brushed Satin Nickel	8-32	160	176	39	Zinc/SSteel	89	A29364AS	Candler	Antique Silver	8-32	160	202	33	Zinc	115
9785-192-BSN	Tanfield	Brushed Satin Nickel	8-32	192	208	39	Zinc/SSteel	89	A29364BBR	Candler	Black Bronze	8-32	160	202	33	Zinc	114
9785-224-BSN	Tanfield	Brushed Satin Nickel	8-32	224	240	39	Zinc/SSteel	89	A29364BBZ	Candler	Golden Champagne	8-32	160	202	33	Zinc	114
9785-320-BSN	Tanfield	Brushed Satin Nickel	8-32	320	336	39	Zinc/SSteel	89	A29364G10	Candler	Satin Nickel	8-32	160	202	33	Zinc	114
9785-480-BSN	Tanfield	Brushed Satin Nickel	8-32	480	496	39	Zinc/SSteel	89	A29364ORB	Candler	Oil-Rubbed Bronze	8-32	160	202	33	Zinc	114
9786-128-BSN	Rockport	Brushed Satin Nickel	8-32	128	136	30	Zinc/SSteel	87	A29364PN	Candler	Polished Nickel	8-32	160	202	33	Zinc	114
9786-160-BSN	Rockport	Brushed Satin Nickel	8-32	160	168	30	Zinc/SSteel	87	A36556G10ORB	Esquire	Satin Nickel/Oil-Rubbed Bronze	8-32	-	67	38	Zinc/SSteel	28
9786-192-BSN	Rockport	Brushed Satin Nickel	8-32	192	200	30	Zinc/SSteel	87	A36556PNBBR	Esquire	Polished Nickel / Black Bronze	8-32	-	67	38	Zinc/SSteel	28
9786-256-BSN	Rockport	Brushed Satin Nickel	8-32	256	264	30	Zinc/SSteel	87	A36556PNGM	Esquire	Polished Nickel/ Gunmetal	8-32	-	67	38	Zinc/SSteel	28
9786-320-BSN	Rockport	Brushed Satin Nickel	8-32	320	328	30	Zinc/SSteel	87	A36556PNSS	Esquire	Polished Nickel/ Stainless Steel	8-32	-	67	38	Zinc/SSteel	28
9786-480-BSN	Rockport	Brushed Satin Nickel	8-32	480	488	30	Zinc/SSteel	87	A36558G10ORB	Esquire	Satin Nickel/Oil-Rubbed Bronze	8-32	128	151	38	Zinc/SSteel	28
9786-96-BSN	Rockport	Brushed Satin Nickel	8-32	96	104	30	Zinc/SSteel	87	A36558PNBBR	Esquire	Polished Nickel / Black Bronze	8-32	128	151	38	Zinc/SSteel	28
A14303G10	Traditional Classics	Satin Nickel	8-32	-	32	35	Zinc/ Acrylic	128	A36558PNGM	Esquire	Polished Nickel/ Gunmetal	8-32	128	151	38	Zinc/SSteel	28
A14303ORB	Traditional Classics	Oil-Rubbed Bronze	8-32	-	32	35	Zinc/ Acrylic	128	A36558PNSS	Esquire	Polished Nickel/ Stainless Steel	8-32	128	151	38	Zinc/SSteel	28
A29340AS	Candler	Antique Silver	8-32	-	32x25	29	Zinc	115	A36559G10ORB	Esquire	Satin Nickel/Oil-Rubbed Bronze	8-32	160	183	38	Zinc/SSteel	28
A29340BBR	Candler	Black Bronze	8-32	-	32x25	29	Zinc	115	A36559PNBBR	Esquire	Polished Nickel / Black Bronze	8-32	160	183	38	Zinc/SSteel	28
A29340BBZ	Candler	Golden Champagne	8-32	-	32x25	29	Zinc	115	A36559PNGM	Esquire	Polished Nickel/ Gunmetal	8-32	160	183	38	Zinc/SSteel	28
A29340G10	Candler	Satin Nickel	8-32	-	32x25	29	Zinc	115	A36559PNSS	Esquire	Polished Nickel/ Stainless Steel	8-32	160	183	38	Zinc/SSteel	28
A29340ORB	Candler	Oil-Rubbed Bronze	8-32	-	32x25	29	Zinc	115	A36560G10ORB	Esquire	Satin Nickel/Oil-Rubbed Bronze	8-32	256	279	38	Zinc/SSteel	28
A29340PN	Candler	Polished Nickel	8-32	-	32x25	29	Zinc	115	A36560PNBBR	Esquire	Polished Nickel / Black Bronze	8-32	256	279	38	Zinc/SSteel	28
A29349AS	Candler	Antique Silver	8-32	76 (3")	111	29	Zinc	115	A36560PNGM	Esquire	Polished Nickel/ Gunmetal	8-32	256	279	38	Zinc/SSteel	28

Product Index

Item No.	Family	Finish	Thread	C2C (mm)	Len./Dia. (mm)	Proj. (mm)	Mat.	Page	Item No.	Family	Finish	Thread	C2C (mm)	Len./Dia. (mm)	Proj. (mm)	Mat.	Page
A36560PNSS	Esquire	Polished Nickel/Stainless Steel	8-32	256	279	38	Zinc/SSteel	28	A36644BBZ	St. Vincent	Golden Champagne	8-32	128	191	37	Zinc	29
A36561G10ORB	Esquire	Satin Nickel/Oil-Rubbed Bronze	8-32	320	343	38	Zinc/SSteel	28	A36644G10	St. Vincent	Satin Nickel	8-32	128	191	37	Zinc	29
A36561PNBBR	Esquire	Polished Nickel / Black Bronze	8-32	320	343	38	Zinc/SSteel	28	A36644ORB	St. Vincent	Oil-Rubbed Bronze	8-32	128	191	37	Zinc	29
A36561PNGM	Esquire	Polished Nickel/Gunmetal	8-32	320	343	38	Zinc/SSteel	28	A36644PN	St. Vincent	Polished Nickel	8-32	128	191	37	Zinc	29
A36561PNSS	Esquire	Polished Nickel/Stainless Steel	8-32	320	343	38	Zinc/SSteel	28	A36645BBR	St. Vincent	Black Bronze	8-32	160	222	37	Zinc	29
A36580G10	Carolyne	Satin Nickel	8-32	-	35	27	Zinc	130	A36645BBZ	St. Vincent	Golden Champagne	8-32	160	222	37	Zinc	29
A36580ORB	Carolyne	Oil-Rubbed Bronze	8-32	-	35	27	Zinc	130	A36645G10	St. Vincent	Satin Nickel	8-32	160	222	37	Zinc	29
A36580PN	Carolyne	Polished Nickel	8-32	-	35	27	Zinc	130	A36645ORB	St. Vincent	Oil-Rubbed Bronze	8-32	160	222	37	Zinc	29
A36582G10	Carolyne	Satin Nickel	8-32	-	32	27	Zinc	130	A36645PN	St. Vincent	Polished Nickel	8-32	160	222	37	Zinc	29
A36582ORB	Carolyne	Oil-Rubbed Bronze	8-32	-	32	27	Zinc	130	A36651CBBR	Glacio	Clear / Black Bronze	8-32	-	44x25	30	Zinc/Glass	31
A36582PN	Carolyne	Polished Nickel	8-32	-	32	27	Zinc	130	A36651CBZ	Glacio	Clear/Golden Champagne	8-32	-	44x25	30	Zinc/Glass	31
A36584G10	Carolyne	Satin Nickel	8-32	96	141	27	Zinc	130	A36651CG10	Glacio	Clear/Satin Nickel	8-32	-	44x25	30	Zinc/Glass	31
A36584ORB	Carolyne	Oil-Rubbed Bronze	8-32	96	141	27	Zinc	130	A36651CGM	Glacio	Clear/Gunmetal	8-32	-	44x25	30	Zinc/Glass	31
A36584PN	Carolyne	Polished Nickel	8-32	96	141	27	Zinc	130	A36651CORB	Glacio	Clear/Oil-Rubbed Bronze	8-32	-	44x25	30	Zinc/Glass	31
A36585G10	Carolyne	Satin Nickel	8-32	128	173	32	Zinc	130	A36651CPN	Glacio	Clear/Polished Nickel	8-32	-	44x25	30	Zinc/Glass	31
A36585ORB	Carolyne	Oil-Rubbed Bronze	8-32	128	173	32	Zinc	130	A36652CBBR	Glacio	Clear / Black Bronze	8-32	-	44x44	25	Zinc/Glass	31
A36585PN	Carolyne	Polished Nickel	8-32	128	173	32	Zinc	130	A36652CBZ	Glacio	Clear/Golden Champagne	8-32	-	44x44	25	Zinc/Glass	31
A36629BBR	Grace Revitalize	Black Bronze	8-32	-	44	35	Zinc	127	A36652CG10	Glacio	Clear/Satin Nickel	8-32	-	44x44	25	Zinc/Glass	31
A36629BBZ	Grace Revitalize	Golden Champagne	8-32	-	44	35	Zinc	127	A36652CGM	Glacio	Clear/Gunmetal	8-32	-	44x44	25	Zinc/Glass	31
A36629G10	Grace Revitalize	Satin Nickel	8-32	-	44	35	Zinc	127	A36652CORB	Glacio	Clear/Oil-Rubbed Bronze	8-32	-	44x44	25	Zinc/Glass	31
A36629ORB	Grace Revitalize	Oil-Rubbed Bronze	8-32	-	44	35	Zinc	127	A36652CPN	Glacio	Clear/Polished Nickel	8-32	-	44x44	25	Zinc/Glass	31
A36629PN	Grace Revitalize	Polished Nickel	8-32	-	44	35	Zinc	127	A36653CBBR	Glacio	Clear / Black Bronze	8-32	-	35	33	Zinc/Glass	31
A36640BBZ	Ashby	Golden Champagne	8-32	76/102 (3*/4")	128	35	Zinc	129	A36653CBZ	Glacio	Clear/Golden Champagne	8-32	-	35	33	Zinc/Glass	31
A36640G10	Ashby	Satin Nickel	8-32	76/102 (3*/4")	128	35	Zinc	129	A36653CG10	Glacio	Clear/Satin Nickel	8-32	-	35	33	Zinc/Glass	31
A36640GM	Ashby	Gunmetal	8-32	76/102 (3*/4")	128	35	Zinc	129	A36653CGM	Glacio	Clear/Gunmetal	8-32	-	35	33	Zinc/Glass	31
A36640ORB	Ashby	Oil-Rubbed Bronze	8-32	76/102 (3*/4")	128	35	Zinc	129	A36653CORB	Glacio	Clear/Oil-Rubbed Bronze	8-32	-	35	33	Zinc/Glass	31
A36640PN	Ashby	Polished Nickel	8-32	76/102 (3*/4")	128	35	Zinc	129	A36653CPN	Glacio	Clear/Polished Nickel	8-32	-	35	33	Zinc/Glass	31
A36642BBR	St. Vincent	Black Bronze	8-32	-	64	37	Zinc	29	A36654CBBR	Glacio	Clear / Black Bronze	8-32	96	135	38	Zinc/Glass	30
A36642BBZ	St. Vincent	Golden Champagne	8-32	-	64	37	Zinc	29	A36654CBZ	Glacio	Clear/Golden Champagne	8-32	96	135	38	Zinc/Glass	30
A36642G10	St. Vincent	Satin Nickel	8-32	-	64	37	Zinc	29	A36654CG10	Glacio	Clear/Satin Nickel	8-32	96	135	38	Zinc/Glass	30
A36642ORB	St. Vincent	Oil-Rubbed Bronze	8-32	-	64	37	Zinc	29	A36654CGM	Glacio	Clear/Gunmetal	8-32	96	135	38	Zinc/Glass	30
A36642PN	St. Vincent	Polished Nickel	8-32	-	64	37	Zinc	29	A36654CORB	Glacio	Clear/Oil-Rubbed Bronze	8-32	96	135	38	Zinc/Glass	30
A36643BBR	St. Vincent	Black Bronze	8-32	96	160	37	Zinc	29	A36654CPN	Glacio	Clear/Polished Nickel	8-32	96	135	38	Zinc/Glass	30
A36643BBZ	St. Vincent	Golden Champagne	8-32	96	160	37	Zinc	29	A36655CBBR	Glacio	Clear / Black Bronze	8-32	128	167	38	Zinc/Glass	30
A36643G10	St. Vincent	Satin Nickel	8-32	96	160	37	Zinc	29	A36655CBZ	Glacio	Clear/Golden Champagne	8-32	128	167	38	Zinc/Glass	30
A36643ORB	St. Vincent	Oil-Rubbed Bronze	8-32	96	160	37	Zinc	29	A36655CG10	Glacio	Clear/Satin Nickel	8-32	128	167	38	Zinc/Glass	30
A36643PN	St. Vincent	Polished Nickel	8-32	96	160	37	Zinc	29	A36655CGM	Glacio	Clear/Gunmetal	8-32	128	167	38	Zinc/Glass	30
A36644BBR	St. Vincent	Black Bronze	8-32	128	191	37	Zinc	29	A36655CORB	Glacio	Clear/Oil-Rubbed Bronze	8-32	128	167	38	Zinc/Glass	30

Product Index

Item No.	Family	Finish	Thread	C2C (mm)	Len./Dia. (mm)	Proj. (mm)	Mat.	Page	Item No.	Family	Finish	Thread	C2C (mm)	Len./Dia. (mm)	Proj. (mm)	Mat.	Page
A36655CPN	Glacio	Clear/Polished Nickel	8-32	128	167	38	Zinc/Glass	30	A53530GB	Mulholland	Gilded Bronze	8-32	160	181	37	Zinc	133
A36656CBBR	Glacio	Clear / Black Bronze	8-32	160	200	38	Zinc/Glass	30	A53530GM	Mulholland	Gunmetal	8-32	160	181	37	Zinc	132
A36656CBZ	Glacio	Clear/Golden Champagne	8-32	160	200	38	Zinc/Glass	30	A53530ORB	Mulholland	Oil-Rubbed Bronze	8-32	160	181	37	Zinc	132
A36656CG10	Glacio	Clear/Satin Nickel	8-32	160	200	38	Zinc/Glass	30	A53530PN	Mulholland	Polished Nickel	8-32	160	181	37	Zinc	132
A36656CGM	Glacio	Clear/Gunmetal	8-32	160	200	38	Zinc/Glass	30	A53710G10	Rochdale	Satin Nickel	8-32	-	32	29	Zinc	116
A36656CORB	Glacio	Clear/Oil-Rubbed Bronze	8-32	160	200	38	Zinc/Glass	30	A53710GPH	Rochdale	Graphite	8-32	-	32	29	Zinc	116
A36656CPN	Glacio	Clear/Polished Nickel	8-32	160	200	38	Zinc/Glass	30	A53711G10	Rochdale	Satin Nickel	8-32	76 (3")	102	30	Zinc	116
A53029BBR	Mulholland	Black Bronze	8-32	-	32x21	30	Zinc	133	A53711GPH	Rochdale	Graphite	8-32	76 (3")	102	30	Zinc	116
A53029BBZ	Mulholland	Golden Champagne	8-32	-	32x21	30	Zinc	133	A53712G10	Rochdale	Satin Nickel	8-32	96	121	30	Zinc	116
A53029G10	Mulholland	Satin Nickel	8-32	-	32x21	30	Zinc	133	A53712GPH	Rochdale	Graphite	8-32	96	121	30	Zinc	116
A53029GB	Mulholland	Gilded Bronze	8-32	-	32x21	30	Zinc	133	A53713G10	Rochdale	Satin Nickel	8-32	128	154	32	Zinc	116
A53029GM	Mulholland	Gunmetal	8-32	-	32x21	30	Zinc	133	A53713GPH	Rochdale	Graphite	8-32	128	154	32	Zinc	116
A53029ORB	Mulholland	Oil-Rubbed Bronze	8-32	-	32x21	30	Zinc	133	A53714G10	Rochdale	Satin Nickel	8-32	160	186	33	Zinc	116
A53029PN	Mulholland	Polished Nickel	8-32	-	32x21	30	Zinc	133	A53714GPH	Rochdale	Graphite	8-32	160	186	33	Zinc	116
A53030BBR	Mulholland	Black Bronze	8-32	76 (3")	95	27	Zinc	132	A53716G10	Rochdale	Satin Nickel	8-32	96	135	21	Zinc	116
A53030BBZ	Mulholland	Golden Champagne	8-32	76 (3")	95	27	Zinc	133	A53716GPH	Rochdale	Graphite	8-32	96	135	21	Zinc	116
A53030G10	Mulholland	Satin Nickel	8-32	76 (3")	95	27	Zinc	132	A53718BBR	Westerly	Black Bronze	8-32	-	30	30	Zinc	113
A53030GB	Mulholland	Gilded Bronze	8-32	76 (3")	95	27	Zinc	133	A53718BBZ	Westerly	Golden Champagne	8-32	-	30	30	Zinc	113
A53030GM	Mulholland	Gunmetal	8-32	76 (3")	95	27	Zinc	132	A53718G10	Westerly	Satin Nickel	8-32	-	30	30	Zinc	113
A53030ORB	Mulholland	Oil-Rubbed Bronze	8-32	76 (3")	95	27	Zinc	132	A53718GPH	Westerly	Graphite	8-32	-	30	30	Zinc	113
A53030PN	Mulholland	Polished Nickel	8-32	76 (3")	95	27	Zinc	132	A53718ORB	Westerly	Oil-Rubbed Bronze	8-32	-	30	30	Zinc	113
A53031BBR	Mulholland	Black Bronze	8-32	96	116	29	Zinc	132	A53718PN	Westerly	Polished Nickel	8-32	-	30	30	Zinc	113
A53031BBZ	Mulholland	Golden Champagne	8-32	96	116	29	Zinc	133	A53719BBR	Westerly	Black Bronze	8-32	76 (3")	108	32	Zinc	112
A53031G10	Mulholland	Satin Nickel	8-32	96	116	29	Zinc	132	A53719BBZ	Westerly	Golden Champagne	8-32	76 (3")	108	32	Zinc	113
A53031GB	Mulholland	Gilded Bronze	8-32	96	116	29	Zinc	133	A53719G10	Westerly	Satin Nickel	8-32	76 (3")	108	32	Zinc	112
A53031GM	Mulholland	Gunmetal	8-32	96	116	29	Zinc	132	A53719GPH	Westerly	Graphite	8-32	76 (3")	108	32	Zinc	113
A53031ORB	Mulholland	Oil-Rubbed Bronze	8-32	96	116	29	Zinc	132	A53719ORB	Westerly	Oil-Rubbed Bronze	8-32	76 (3")	108	32	Zinc	112
A53031PN	Mulholland	Polished Nickel	8-32	96	116	29	Zinc	132	A53719PN	Westerly	Polished Nickel	8-32	76 (3")	108	32	Zinc	112
A53529BBR	Mulholland	Black Bronze	8-32	128	149	32	Zinc	132	A53720BBR	Westerly	Black Bronze	8-32	96	129	33	Zinc	112
A53529BBZ	Mulholland	Golden Champagne	8-32	128	149	32	Zinc	133	A53720BBZ	Westerly	Golden Champagne	8-32	96	129	33	Zinc	113
A53529G10	Mulholland	Satin Nickel	8-32	128	149	32	Zinc	132	A53720G10	Westerly	Satin Nickel	8-32	96	129	33	Zinc	112
A53529GB	Mulholland	Gilded Bronze	8-32	128	149	32	Zinc	133	A53720GPH	Westerly	Graphite	8-32	96	129	33	Zinc	113
A53529GM	Mulholland	Gunmetal	8-32	128	149	32	Zinc	132	A53720ORB	Westerly	Oil-Rubbed Bronze	8-32	96	129	33	Zinc	112
A53529ORB	Mulholland	Oil-Rubbed Bronze	8-32	128	149	32	Zinc	132	A53720PN	Westerly	Polished Nickel	8-32	96	129	33	Zinc	112
A53529PN	Mulholland	Polished Nickel	8-32	128	149	32	Zinc	132	A53721BBR	Westerly	Black Bronze	8-32	128	159	33	Zinc	112
A53530BBR	Mulholland	Black Bronze	8-32	160	181	37	Zinc	132	A53721BBZ	Westerly	Golden Champagne	8-32	128	159	33	Zinc	113
A53530BBZ	Mulholland	Golden Champagne	8-32	160	181	37	Zinc	133	A53721G10	Westerly	Satin Nickel	8-32	128	159	33	Zinc	112
A53530G10	Mulholland	Satin Nickel	8-32	160	181	37	Zinc	132	A53721GPH	Westerly	Graphite	8-32	128	159	33	Zinc	113

Product Index

Item No.	Family	Finish	Thread	C2C (mm)	Len./Dia. (mm)	Proj. (mm)	Mat.	Page	Item No.	Family	Finish	Thread	C2C (mm)	Len./Dia. (mm)	Proj. (mm)	Mat.	Page
A53721ORB	Westerly	Oil-Rubbed Bronze	8-32	128	159	33	Zinc	112	A55277G10	Blackrock	Satin Nickel	8-32	128	151	30	Zinc	110
A53721PN	Westerly	Polished Nickel	8-32	128	159	33	Zinc	112	A55277GM	Blackrock	Gunmetal	8-32	128	151	30	Zinc	110
A53722BBR	Westerly	Black Bronze	8-32	160	192	35	Zinc	112	A55277ORB	Blackrock	Oil-Rubbed Bronze	8-32	128	151	30	Zinc	110
A53722BBZ	Westerly	Golden Champagne	8-32	160	192	35	Zinc	113	A55277PN	Blackrock	Polished Nickel	8-32	128	151	30	Zinc	110
A53722G10	Westerly	Satin Nickel	8-32	160	192	35	Zinc	112	A55278BBR	Blackrock	Black Bronze	8-32	160	184	32	Zinc	110
A53722GPH	Westerly	Graphite	8-32	160	192	35	Zinc	113	A55278BBZ	Blackrock	Golden Champagne	8-32	160	184	32	Zinc	110
A53722ORB	Westerly	Oil-Rubbed Bronze	8-32	160	192	35	Zinc	112	A55278G10	Blackrock	Satin Nickel	8-32	160	184	32	Zinc	110
A53722PN	Westerly	Polished Nickel	8-32	160	192	35	Zinc	112	A55278GM	Blackrock	Gunmetal	8-32	160	184	32	Zinc	110
A55268CBBR	Traditional Classics	Clear / Black Bronze	8-32	-	33	29	Zinc/Glass	128	A55278ORB	Blackrock	Oil-Rubbed Bronze	8-32	160	184	32	Zinc	110
A55268CBBZ	Traditional Classics	Clear/Golden Champagne	8-32	-	33	29	Zinc/Glass	128	A55278PN	Blackrock	Polished Nickel	8-32	160	184	32	Zinc	110
A55268CORB	Traditional Classics	Clear/Oil-Rubbed Bronze	8-32	-	33	29	Zinc/Glass	128	A55340BBR	Revitalize	Black Bronze	8-32	-	32x22	30	Zinc	126
A55268CPN	Traditional Classics	Clear/Polished Nickel	8-32	-	33	29	Zinc/Glass	128	A55340BBZ	Revitalize	Golden Champagne	8-32	-	32x22	30	Zinc	127
A55270BBR	Blackrock	Black Bronze	8-32	-	33	27	Zinc	111	A55340G10	Revitalize	Satin Nickel	8-32	-	32x22	30	Zinc	126
A55270BBZ	Blackrock	Golden Champagne	8-32	-	33	27	Zinc	111	A55340GB	Revitalize	Gilded Bronze	8-32	-	32x22	30	Zinc	127
A55270G10	Blackrock	Satin Nickel	8-32	-	33	27	Zinc	111	A55340GM	Revitalize	Gunmetal	8-32	-	32x22	30	Zinc	126
A55270GM	Blackrock	Gunmetal	8-32	-	33	27	Zinc	111	A55340ORB	Revitalize	Oil-Rubbed Bronze	8-32	-	32x22	30	Zinc	126
A55270ORB	Blackrock	Oil-Rubbed Bronze	8-32	-	33	27	Zinc	111	A55340PN	Revitalize	Polished Nickel	8-32	-	32x22	30	Zinc	126
A55270PN	Blackrock	Polished Nickel	8-32	-	33	27	Zinc	111	A55343BBR	Revitalize	Black Bronze	8-32	76 (3")	94	35	Zinc	126
A55271BBR	Blackrock	Black Bronze	8-32	-	30	27	Zinc	111	A55343BBZ	Revitalize	Golden Champagne	8-32	76 (3")	94	35	Zinc	127
A55271BBZ	Blackrock	Golden Champagne	8-32	-	30	27	Zinc	111	A55343G10	Revitalize	Satin Nickel	8-32	76 (3")	94	35	Zinc	126
A55271G10	Blackrock	Satin Nickel	8-32	-	30	27	Zinc	111	A55343GB	Revitalize	Gilded Bronze	8-32	76 (3")	94	35	Zinc	127
A55271GM	Blackrock	Gunmetal	8-32	-	30	27	Zinc	111	A55343GM	Revitalize	Gunmetal	8-32	76 (3")	94	35	Zinc	126
A55271ORB	Blackrock	Oil-Rubbed Bronze	8-32	-	30	27	Zinc	111	A55343ORB	Revitalize	Oil-Rubbed Bronze	8-32	76 (3")	94	35	Zinc	126
A55271PN	Blackrock	Polished Nickel	8-32	-	30	27	Zinc	111	A55343PN	Revitalize	Polished Nickel	8-32	76 (3")	94	35	Zinc	126
A55275BBR	Blackrock	Black Bronze	8-32	76 (3")	95	27	Zinc	110	A55344BBR	Revitalize	Black Bronze	8-32	96	110	37	Zinc	126
A55275BBZ	Blackrock	Golden Champagne	8-32	76 (3")	95	27	Zinc	110	A55344BBZ	Revitalize	Golden Champagne	8-32	96	110	37	Zinc	127
A55275G10	Blackrock	Satin Nickel	8-32	76 (3")	95	27	Zinc	110	A55344G10	Revitalize	Satin Nickel	8-32	96	110	37	Zinc	126
A55275GM	Blackrock	Gunmetal	8-32	76 (3")	95	27	Zinc	110	A55344GB	Revitalize	Gilded Bronze	8-32	96	110	37	Zinc	127
A55275ORB	Blackrock	Oil-Rubbed Bronze	8-32	76 (3")	95	27	Zinc	110	A55344GM	Revitalize	Gunmetal	8-32	96	110	37	Zinc	126
A55275PN	Blackrock	Polished Nickel	8-32	76 (3")	95	27	Zinc	110	A55344ORB	Revitalize	Oil-Rubbed Bronze	8-32	96	110	37	Zinc	126
A55276BBR	Blackrock	Black Bronze	8-32	96	117	30	Zinc	110	A55344PN	Revitalize	Polished Nickel	8-32	96	110	37	Zinc	126
A55276BBZ	Blackrock	Golden Champagne	8-32	96	117	30	Zinc	110	A55346BBR	Revitalize	Black Bronze	8-32	128	143	40	Zinc	126
A55276G10	Blackrock	Satin Nickel	8-32	96	117	30	Zinc	110	A55346BBZ	Revitalize	Golden Champagne	8-32	128	143	40	Zinc	127
A55276GM	Blackrock	Gunmetal	8-32	96	117	30	Zinc	110	A55346G10	Revitalize	Satin Nickel	8-32	128	143	40	Zinc	126
A55276ORB	Blackrock	Oil-Rubbed Bronze	8-32	96	117	30	Zinc	110	A55346GB	Revitalize	Gilded Bronze	8-32	128	143	40	Zinc	127
A55276PN	Blackrock	Polished Nickel	8-32	96	117	30	Zinc	110	A55346GM	Revitalize	Gunmetal	8-32	128	143	40	Zinc	126
A55277BBR	Blackrock	Black Bronze	8-32	128	151	30	Zinc	110	A55346ORB	Revitalize	Oil-Rubbed Bronze	8-32	128	143	40	Zinc	126
A55277BBZ	Blackrock	Golden Champagne	8-32	128	151	30	Zinc	110	A55346PN	Revitalize	Polished Nickel	8-32	128	143	40	Zinc	126

Product Index

Item No.	Family	Finish	Thread	C2C (mm)	Len./Dia. (mm)	Proj. (mm)	Mat.	Page	Item No.	Family	Finish	Thread	C2C (mm)	Len./Dia. (mm)	Proj. (mm)	Mat.	Page
A55347BBR	Revitalize	Black Bronze	8-32	160	173	41	Zinc	126	V0230160Z23	Thin	Brushed Nickel	M4	160	192	20	Zinc	66
A55347BBZ	Revitalize	Golden Champagne	8-32	160	173	41	Zinc	127	V0301096L01	Sense Mini	Polished Chrome	M4	96	103	30	Alum.	24
A55347G10	Revitalize	Satin Nickel	8-32	160	173	41	Zinc	126	V0301096L09	Sense Mini	Matte Black	M4	96	103	30	Alum.	24
A55347GB	Revitalize	Gilded Bronze	8-32	160	173	41	Zinc	127	V0301096L29	Sense Mini	Dark Brass	M4	96	103	30	Alum.	24
A55347GM	Revitalize	Gunmetal	8-32	160	173	41	Zinc	126	V0301096L24	Sense Mini	Brushed Stainless	M4	96	103	30	Alum.	24
A55347ORB	Revitalize	Oil-Rubbed Bronze	8-32	160	173	41	Zinc	126	V0301160L01	Sense Mini	Polished Chrome	M4	160	167	30	Alum.	24
A55347PN	Revitalize	Polished Nickel	8-32	160	173	41	Zinc	126	V0301160L09	Sense Mini	Matte Black	M4	160	167	30	Alum.	24
V0097020L01	Bin	Polished Chrome	M4	-	20	28	Alum.	66	V0301160L29	Sense Mini	Dark Brass	M4	160	167	30	Alum.	24
V0097020L24	Bin	Brushed Nickel	M4	-	20	28	Alum.	66	V0301160L24	Sense Mini	Brushed Stainless	M4	160	167	30	Alum.	24
V0117032L24	Curve	Brushed Stainless	Wood	32	45	36	Alum.	33	V0301256L01	Sense Mini	Polished Chrome	M4	256	263	30	Alum.	24
V0117032L27	Curve	Dark Brass	Wood	32	45	36	Alum.	33	V0301256L09	Sense Mini	Matte Black	M4	256	263	30	Alum.	24
V0117032LM2	Curve	Matte Black	Wood	32	45	36	Alum.	33	V0301256L29	Sense Mini	Dark Brass	M4	256	263	30	Alum.	24
V0117064L24	Curve	Brushed Stainless	Wood	64	100	36	Alum.	33	V0301256L24	Sense Mini	Brushed Stainless	M4	256	263	30	Alum.	24
V0117064L27	Curve	Dark Brass	Wood	64	100	36	Alum.	33	V0322200L01	Cutt	Polished Chrome	M4	96/128	200	23	Alum.	35
V0117064LM2	Curve	Matte Black	Wood	64	100	36	Alum.	33	V0322200L09	Cutt	Matte Black	M4	96/128	200	23	Alum.	35
V0117128L24	Curve	Brushed Stainless	Wood	128	200	36	Alum.	33	V0322200L24	Cutt	Brushed Stainless	M4	96/128	200	23	Alum.	35
V0117128L27	Curve	Dark Brass	Wood	128	200	36	Alum.	33	V0322200L27	Cutt	Dark Brass	M4	96/128	200	23	Alum.	35
V0117128LM2	Curve	Matte Black	Wood	128	200	36	Alum.	33	V0322400L01	Cutt	Polished Chrome	M4	192 / 320	400	23	Alum.	35
V0117192L24	Curve	Brushed Stainless	Wood	192	300	36	Alum.	33	V0322400L09	Cutt	Matte Black	M4	192 / 320	400	23	Alum.	35
V0117192L27	Curve	Dark Brass	Wood	192	300	36	Alum.	33	V0322400L24	Cutt	Brushed Stainless	M4	192 / 320	400	23	Alum.	35
V0117192LM2	Curve	Matte Black	Wood	192	300	36	Alum.	33	V0322400L27	Cutt	Dark Brass	M4	192 / 320	400	23	Alum.	35
V0117320L24	Curve	Brushed Stainless	Wood	320	400	36	Alum.	33	V0322600L01	Cutt	Polished Chrome	M4	320 / 480	600	23	Alum.	35
V0117320L27	Curve	Dark Brass	Wood	320	400	36	Alum.	33	V0322600L09	Cutt	Matte Black	M4	320 / 480	600	23	Alum.	35
V0117320LM2	Curve	Matte Black	Wood	320	400	36	Alum.	33	V0322600L24	Cutt	Brushed Stainless	M4	320 / 480	600	23	Alum.	35
V0117416L24	Curve	Brushed Stainless	Wood	416	500	36	Alum.	33	V0322600L27	Cutt	Dark Brass	M4	320 / 480	600	23	Alum.	35
V0117416L27	Curve	Dark Brass	Wood	416	500	36	Alum.	33	V0341128L01	Asi	Polished Chrome	M4	128	146	36	Alum.	27
V0117416LM2	Curve	Matte Black	Wood	416	500	36	Alum.	33	V0341128L24	Asi	Brushed Stainless	M4	128	146	36	Alum.	27
V0206192Z01	Arch	Polished Chrome	M4	192	209	36	Zinc	25	V0341128L27	Asi	Dark Brass	M4	128	146	36	Alum.	27
V0206192Z23	Arch	Brushed Nickel	M4	192	209	36	Zinc	25	V0341192L01	Asi	Polished Chrome	M4	192	210	36	Alum.	27
V0206192Z26	Arch	Brushed Copper	M4	192	209	36	Zinc	25	V0341192L24	Asi	Brushed Stainless	M4	192	210	36	Alum.	27
V0206192Z27	Arch	Brushed Brass	M4	192	209	36	Zinc	25	V0341192L27	Asi	Dark Brass	M4	192	210	36	Alum.	27
V0206320Z01	Arch	Polished Chrome	M4	320	339	36	Zinc	25	V0341320L01	Asi	Polished Chrome	M4	320	338	36	Alum.	27
V0206320Z23	Arch	Brushed Nickel	M4	320	339	36	Zinc	25	V0341320L24	Asi	Brushed Stainless	M4	320	338	36	Alum.	27
V0206320Z26	Arch	Brushed Copper	M4	320	339	36	Zinc	25	V0341320L27	Asi	Dark Brass	M4	320	338	36	Alum.	27
V0206320Z27	Arch	Brushed Brass	M4	320	339	36	Zinc	25	V0369064L01	Ritta	Polished Chrome	Wood	64	130	42	Alum.	34
V0230064Z01	Thin	Polished Chrome	M4	64	96	20	Zinc	66	V0369064L09	Ritta	Matte Black	Wood	64	130	42	Alum.	34
V0230064Z23	Thin	Brushed Nickel	M4	64	96	20	Zinc	66	V0369064L24	Ritta	Brushed Stainless	Wood	64	130	42	Alum.	34
V0230160Z01	Thin	Polished Chrome	M4	160	192	20	Zinc	66	V0369064L29	Ritta	Dark Brass	Wood	64	130	42	Alum.	34

Product Index

Item No.	Family	Finish	Thread	C2C (mm)	Len./Dia. (mm)	Proj. (mm)	Mat.	Page	Item No.	Family	Finish	Thread	C2C (mm)	Len./Dia. (mm)	Proj. (mm)	Mat.	Page	
V0369128L01	Ritta	Polished Chrome	Wood	128	260	42	Alum.	34	V0430060L30	Graf Mini (Graf 2)	Brushed Black	M4	-	60	33	Alum.	16	
V0369128L09	Ritta	Matte Black	Wood	128	260	42	Alum.	34	V04301178L24	Graf Mini (Graf 2)	Stainless Steel Look	M4	1178 (589)	1200	33	Alum.	16	
V0369128L24	Ritta	Brushed Stainless	Wood	128	260	42	Alum.	34	V04301178L291	Graf Mini (Graf 2)	Brushed Dark Brass	M4	1178 (589)	1200	33	Alum.	16	
V0369128L29	Ritta	Dark Brass	Wood	128	260	42	Alum.	34	V04301178L30	Graf Mini (Graf 2)	Brushed Black	M4	1178 (589)	1200	33	Alum.	16	
V0370160Z01	Smee	Polished Chrome	M4	160	166	30	Zinc	23	V0430160L24	Graf Mini (Graf 2)	Stainless Steel Look	M4	160	182	33	Alum.	16	
V0370160Z23	Smee	Brushed Nickel	M4	160	166	30	Zinc	23	V0430160L291	Graf Mini (Graf 2)	Brushed Dark Brass	M4	160	182	33	Alum.	16	
V0370160Z26	Smee	Brushed Copper	M4	160	166	30	Zinc	23	V0430160L30	Graf Mini (Graf 2)	Brushed Black	M4	160	182	33	Alum.	16	
V0370160Z27	Smee	Brushed Brass	M4	160	166	30	Zinc	23	V0430256L24	Graf Mini (Graf 2)	Stainless Steel Look	M4	256	278	33	Alum.	16	
V0370224Z01	Smee	Polished Chrome	M4	224	231	30	Zinc	23	V0430256L291	Graf Mini (Graf 2)	Brushed Dark Brass	M4	256	278	33	Alum.	16	
V0370224Z23	Smee	Brushed Nickel	M4	224	231	30	Zinc	23	V0430256L30	Graf Mini (Graf 2)	Brushed Black	M4	256	278	33	Alum.	16	
V0370224Z26	Smee	Brushed Copper	M4	224	231	30	Zinc	23										
V0370224Z27	Smee	Brushed Brass	M4	224	231	30	Zinc	23										
V0373032Z01	Nick	Polished Chrome	M4	32	50	24	Zinc	22										
V0373032Z23	Nick	Brushed Nickel	M4	32	50	24	Zinc	22										
V0373032Z26	Nick	Brushed Copper	M4	32	50	24	Zinc	22										
V0373032Z27	Nick	Brushed Brass	M4	32	50	24	Zinc	22										
V0373160Z01	Nick	Polished Chrome	M4	160	178	24	Zinc	22										
V0373160Z23	Nick	Brushed Nickel	M4	160	178	24	Zinc	22										
V0373160Z26	Nick	Brushed Copper	M4	160	178	24	Zinc	22										
V0373160Z27	Nick	Brushed Brass	M4	160	178	24	Zinc	22										
V0374029Z01	Ball	Polished Chrome	M4	-	29.5x18	29	Zinc	26										
V0374029Z23	Ball	Brushed Nickel	M4	-	29.5x18	29	Zinc	26										
V0374029Z26	Ball	Brushed Copper	M4	-	29.5x18	29	Zinc	26										
V0374029Z27	Ball	Brushed Brass	M4	-	29.5x18	29	Zinc	26										
V0375064L09	Vann	Matte Black	Wood	64	100	44	Alum.	32										
V0375064L24	Vann	Brushed Stainless	Wood	64	100	44	Alum.	32										
V0375064L29	Vann	Dark Brass	Wood	64	100	44	Alum.	32										
V0375128L09	Vann	Matte Black	Wood	128	200	44	Alum.	32										
V0375128L24	Vann	Brushed Stainless	Wood	128	200	44	Alum.	32										
V0375128L29	Vann	Dark Brass	Wood	128	200	44	Alum.	32										
V0375256L09	Vann	Matte Black	Wood	256	350	44	Alum.	32										
V0375256L24	Vann	Brushed Stainless	Wood	256	350	44	Alum.	32										
V0375256L29	Vann	Dark Brass	Wood	256	350	44	Alum.	32										
V0430010L24	Graf Mini (Graf 2)	Stainless Steel Look	M4	-	10	33	Alum.	16										
V0430010L291	Graf Mini (Graf 2)	Brushed Dark Brass	M4	-	10	33	Alum.	16										
V0430010L30	Graf Mini (Graf 2)	Brushed Black	M4	-	10	33	Alum.	16										
V0430060L24	Graf Mini (Graf 2)	Stainless Steel Look	M4	-	60	33	Alum.	16										
V0430060L291	Graf Mini (Graf 2)	Brushed Dark Brass	M4	-	60	33	Alum.	16										





MARATHON

H A R D W A R E

Quality . Innovation . Service

info@marathonhardware.com

800.840.1228



MARATHONHARDWARE.COM



CATDECO21